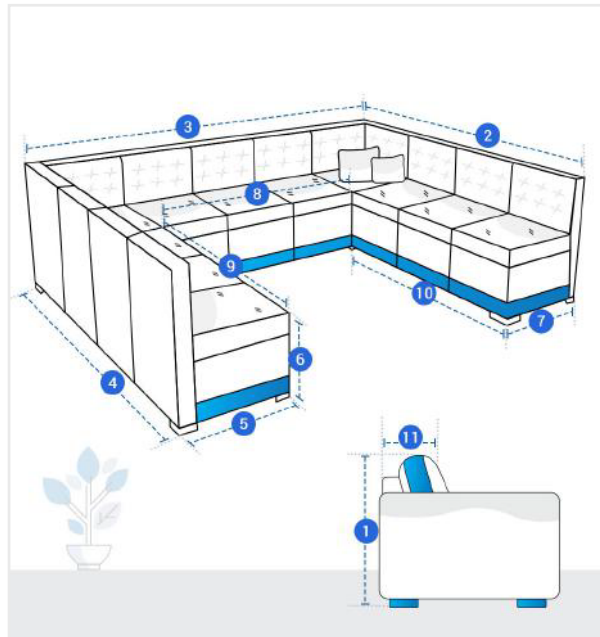


How to Measure U Shape Sofa Covers - Design 1

Measurement Instruction

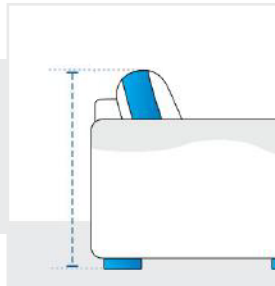
- ✓ Give exact measurement from edge to edge.
- ✓ We add 1" to 2" leeway on the given width/depth for easy pull-in and pull-out.
- ✓ The height dimensions will remain same as provided by you.



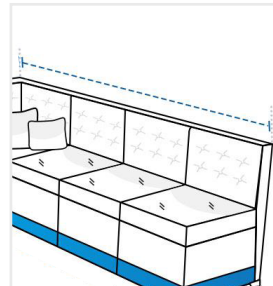
Measurement (Inches)

1. Back Height	<input type="text"/>	2. Back Right Depth	<input type="text"/>
3. Back Width	<input type="text"/>	4. Back Left Depth	<input type="text"/>
5. Front Left width	<input type="text"/>	6. Front Height	<input type="text"/>
7. Front Right width	<input type="text"/>	8. Middle Width	<input type="text"/>
9. Front Left Depth	<input type="text"/>	10. Front Right Depth	<input type="text"/>
11. Cushion Depth	<input type="text"/>		

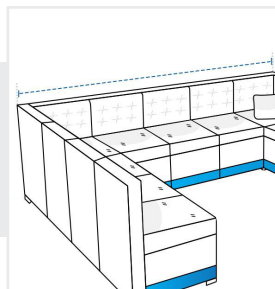
1. Back Height:
Back Height of the U Shape Sofa



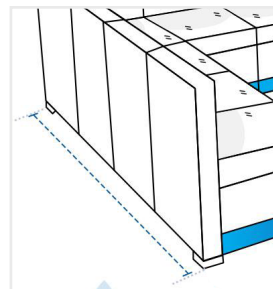
2. Back Right Depth:
Back Right Depth of the U Shape Sofa



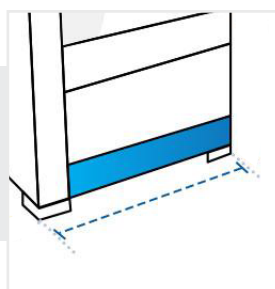
3. Back Width:
Back Width of the U Shape Sofa



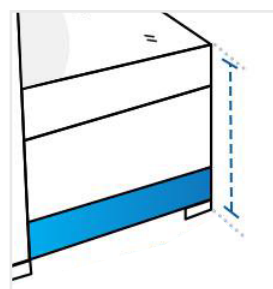
4. Back Left Depth:
Back Left Depth of the U Shape Sofa



5. Front Left width:
Front Left width of the U Shape Sofa

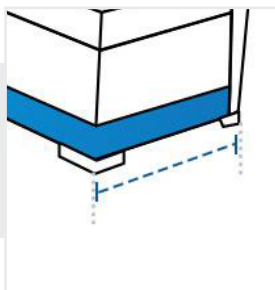


6. Front Height:
Front Height of the U Shape Sofa



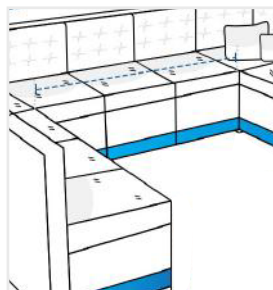
7. Front Right width:

Front Right width of the U Shape Sofa



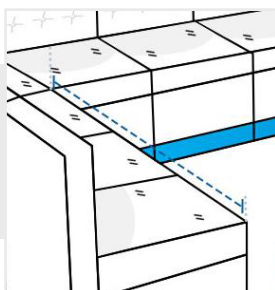
8. Middle Width:

Middle Width of the U Shape Sofa



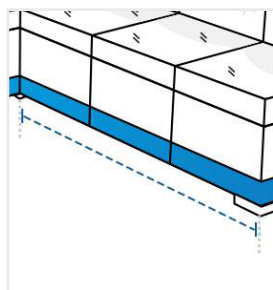
9. Front Left Depth:

Front Left Depth of the U Shape Sofa



10. Front Right Depth:

Front Right Depth of the U Shape Sofa



11. Cushion Depth:

Cushion Depth of the U Shape Sofa

