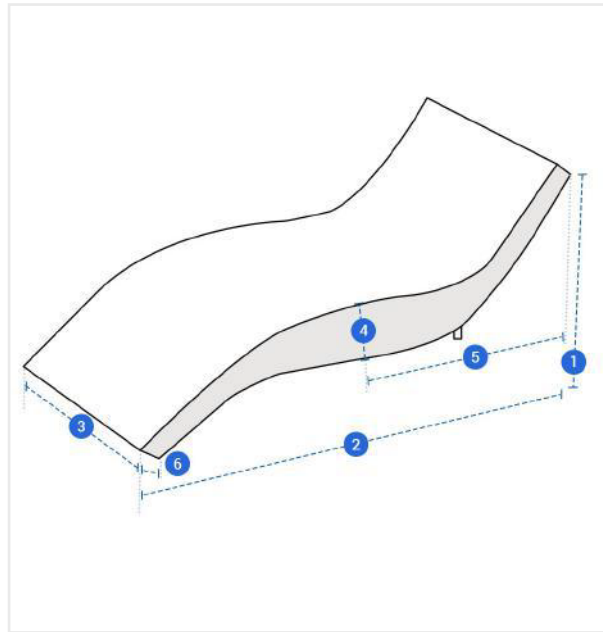


# How to Measure Sky Lounger Covers - Design 9

## Measurement Instruction

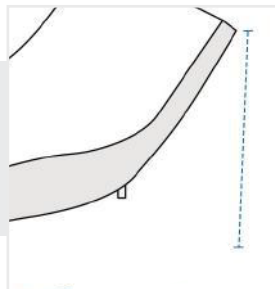
- ✓ Give exact measurement from edge to edge.
- ✓ "We add upto 2" leeway on the given width/depth for easy pull-in and pull-out."
- ✓ The height dimensions will remain same as provided by you.



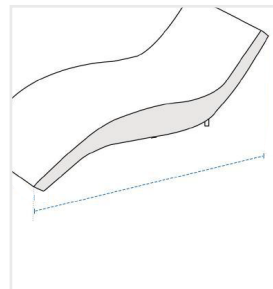
### Measurement (Inches)

1. Height	<input type="text"/>	2. Depth	<input type="text"/>
3. Width	<input type="text"/>	4. Middle Height	<input type="text"/>
5. Depth from Middle to Back	<input type="text"/>	6. Front Height	<input type="text"/>

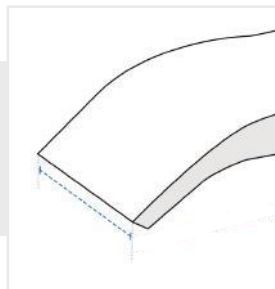
**1. Height:**  
Height of the Sky Lounger



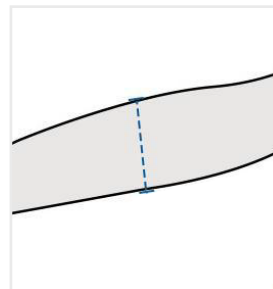
**2. Depth:**  
Depth of the Sky Lounger



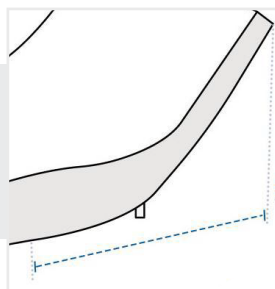
**3. Width:**  
Width of the Sky Lounger



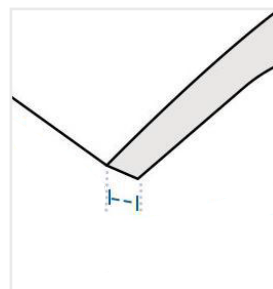
**4. Middle Height:**  
Middle Height of the Sky Lounger



**5. Depth from Middle to Back:**  
Depth from Middle to Back of the Sky Lounger



**6. Front Height:**  
Front Height of the Sky Lounger



We encourage you to upload the image of the article you need the cover for - this helps our team ensure covers are designed keeping your requirements in mind.