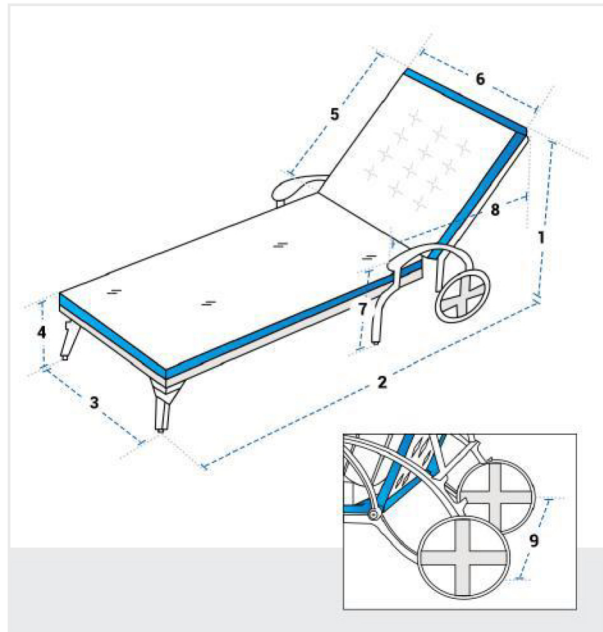


How to Measure Sky Lounger Covers - Design 2

Measurement Instruction

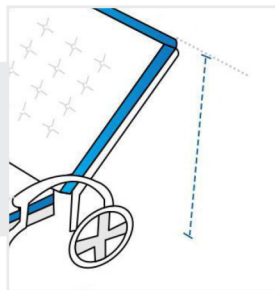
- ✓ Give exact measurement from edge to edge.
- ✓ "We add upto 2" leeway on the given width/depth for easy pull-in and pull-out."
- ✓ The height dimensions will remain same as provided by you.



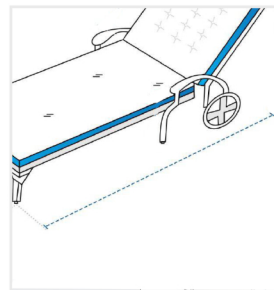
Measurement (Inches)

1. Back Height	<input type="text"/>	2. Total Depth	<input type="text"/>
3. Front Width	<input type="text"/>	4. Front Height	<input type="text"/>
5. Slant Height	<input type="text"/>	6. Top Width	<input type="text"/>
7. Arm Height	<input type="text"/>	8. Arm Depth	<input type="text"/>
9. Wheel to Wheel Width	<input type="text"/>		

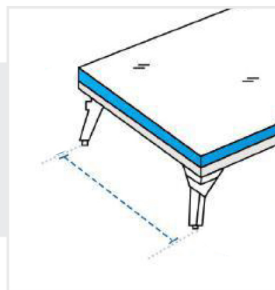
1. Back Height:
Back Height of the Sky Lounger



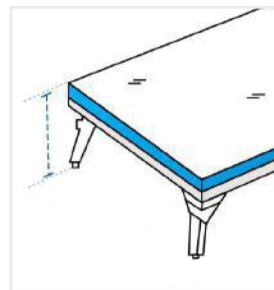
2. Total Depth:
Total Depth of the Sky Lounger



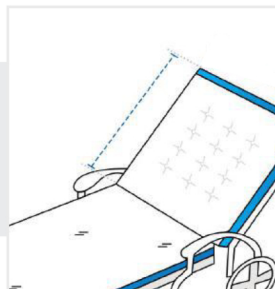
3. Front Width:
Front Width of the Sky Lounger



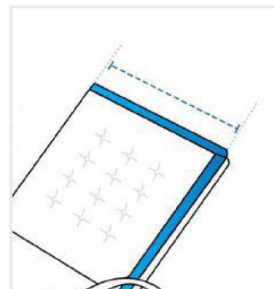
4. Front Height:
Front Height of the Sky Lounger



5. Slant Height:
Slant Height of the Sky Lounger



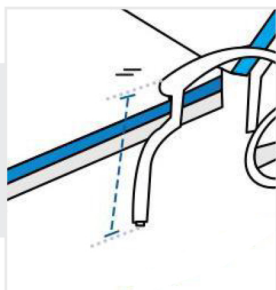
6. Top Width :
Top Width of the Sky Lounger





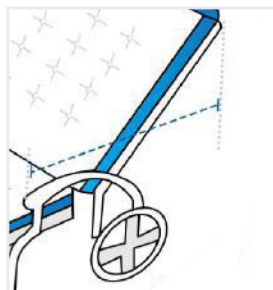
7. Arm Height:

Arm Height of the Sky Lounger



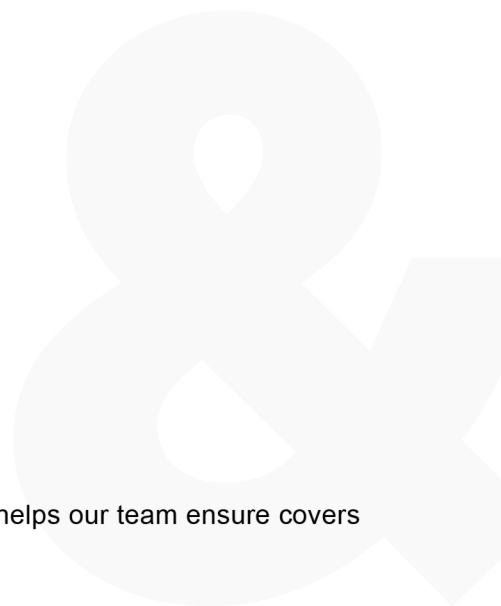
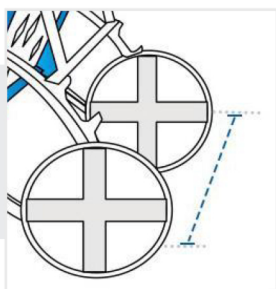
8. Arm Depth:

Arm Depth of the Sky Lounger



9. Wheel to Wheel Width:

Wheel to Wheel Width of the Sky Lounger



We encourage you to upload the image of the article you need the cover for - this helps our team ensure covers are designed keeping your requirements in mind.