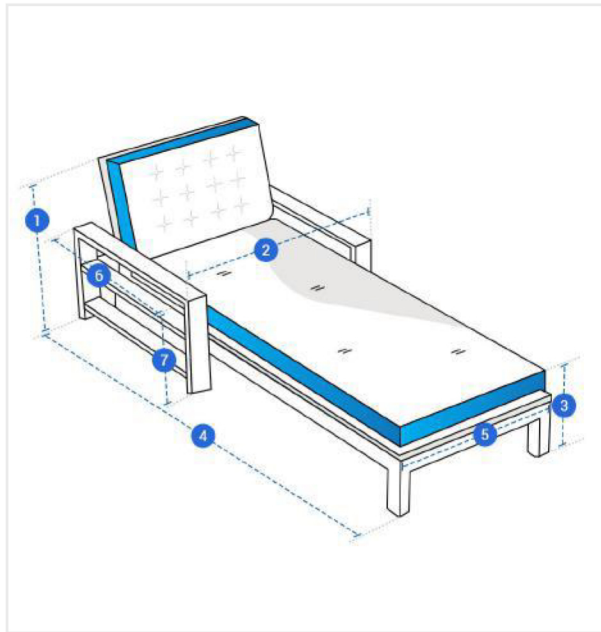


How to Measure Sky Lounger Covers - Design 1

Measurement Instruction

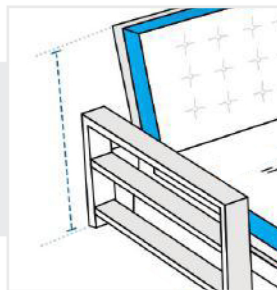
- ✓ Give exact measurement from edge to edge.
- ✓ "We add upto 2" leeway on the given width/depth for easy pull-in and pull-out."
- ✓ The height dimensions will remain same as provided by you.



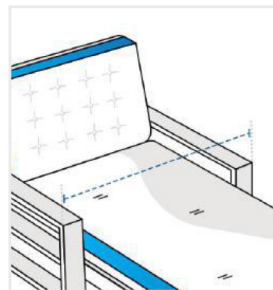
Measurement (Inches)

1. Back Height	<input type="text"/>	2. Arm To Arm Width	<input type="text"/>
3. Front Height	<input type="text"/>	4. Total Depth	<input type="text"/>
5. Front Width	<input type="text"/>	6. Arm Depth	<input type="text"/>
7. Front Height	<input type="text"/>		

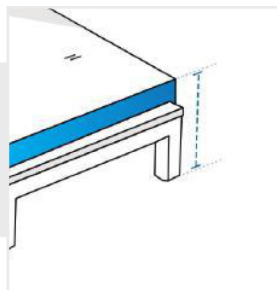
1. Back Height :
Back Height of the Sky Lounger



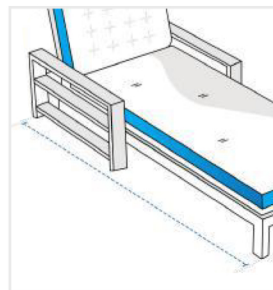
2. Arm To Arm Width:
Arm To Arm Width of the Sky Lounger



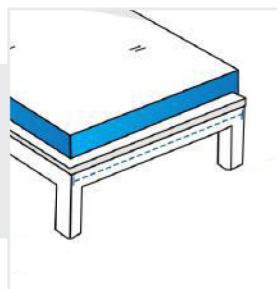
3. Front Height :
Front Height of the Sky Lounger



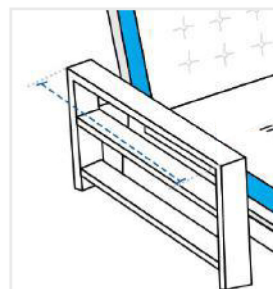
4. Total Depth:
Total Depth of the Sky Lounger

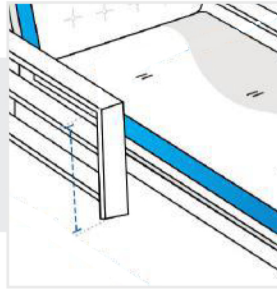


5. Front Width :
Front Width of the Sky Lounger



6. Arm Depth:
Arm Depth of the Sky Lounger





7. Arm Height :

Arm Height of the Sky Lounger