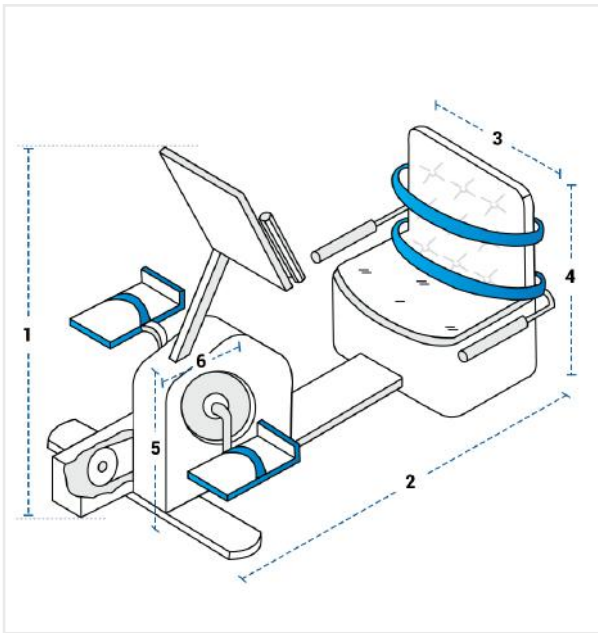


How to Measure Recumbent Exercise Bike Covers

Measurement Instruction

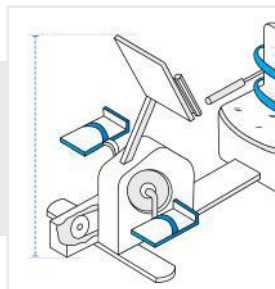
- ✓ Give exact measurement from edge to edge.
- ✓ We add 1" to 2" leeway on the given width/depth for easy pull-in and pull-out.
- ✓ The height dimensions will remain same as provided by you.



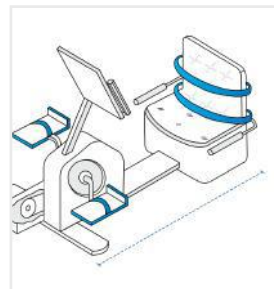
Measurement (Inches)

1. Total Height	<input type="text"/>	2. Depth	<input type="text"/>
3. Width	<input type="text"/>	4. Back Height	<input type="text"/>
5. Front Height	<input type="text"/>	6. Front Depth	<input type="text"/>

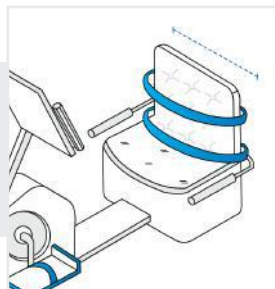
1. total Height:
Total Height of the Recumbent Exercise Bike



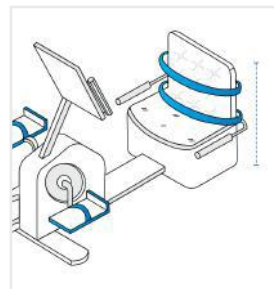
2. Depth:
Depth of the Recumbent Exercise Bike



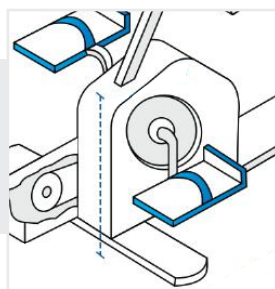
3. Width:
Width of the Recumbent Exercise Bike



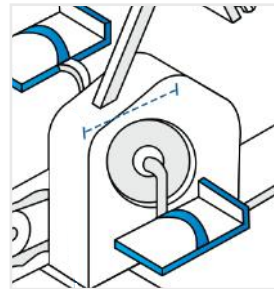
4. Back Height:
Back Height of the Recumbent Exercise Bike



5. Front Height:
Front height of the Recumbent Exercise Bike



6. Front Depth:
Front Depth of the Recumbent Exercise Bike



We encourage you to upload the image of the article you need the cover for - this helps our team ensure covers are designed keeping your requirements in mind.