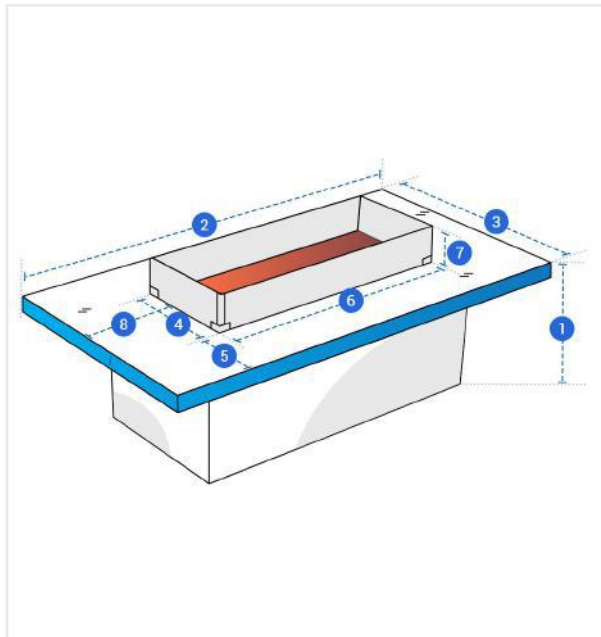


How to Measure Rectangular Fire Pit Covers - Design 5

Measurement Instruction

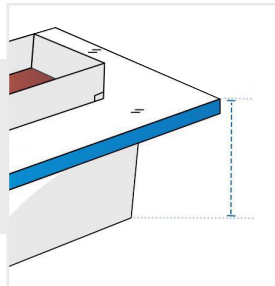
- ✓ Give exact measurement from edge to edge.
- ✓ "We add upto 2" leeway on the given width/depth for easy pull-in and pull-out."
- ✓ The height dimensions will remain same as provided by you.



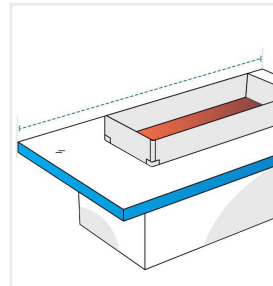
Measurement (Inches)

1. Height	<input type="text"/>	2. Total Width	<input type="text"/>
3. Depth	<input type="text"/>	4. Top Box Depth	<input type="text"/>
5. Distance From Top Box To Counter Edge	<input type="text"/>	6. Top Box Width	<input type="text"/>
7. Top Box Height	<input type="text"/>	8. Distance From Top Box Depth To Counter Edge	<input type="text"/>

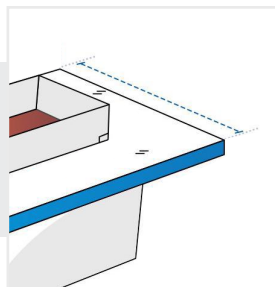
1. Height:
Height of the Rectangular Fire Pit



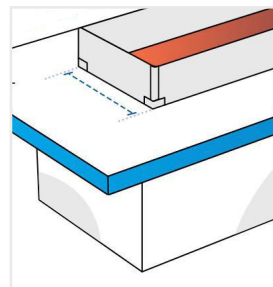
2. Total Width:
Total Width of the Rectangular Fire Pit



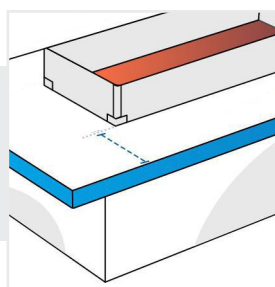
3. Depth :
Depth of the Rectangular Fire Pit



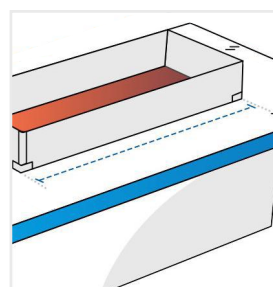
4. Top Box Depth:
Top Box Depth of the Rectangular Fire Pit



5. Distance From Top Box To Counter Edge:
Distance From Top Box To Counter Edge of the Rectangular Fire Pit

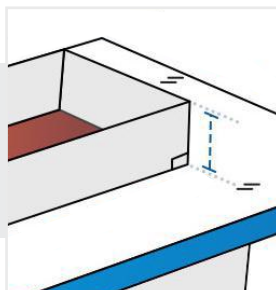


6. Top Box Width:
Top Box Width of the Rectangular Fire Pit



7. Right Side Front Width:

Right Side Front Width of the Rectangular Fire Pit



8. Distance From Top Box Depth To Counter Edge:

Distance From Top Box Depth To Counter Edge of the Rectangular Fire Pit

