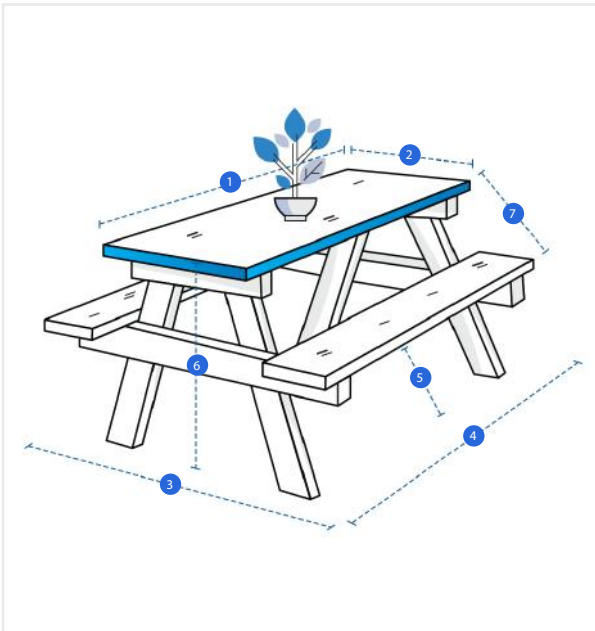


How to Measure Picnic Table Covers - Design 1

Measurement Instruction

- ✓ Give exact measurement from edge to edge.
- ✓ We add 1" to 2" leeway on the given width/depth for easy pull-in and pull-out.
- ✓ The height dimensions will remain same as provided by you.



Measurement (Inches)

1. Width of the Table Top

2. Depth of the Table Top

3. Depth of the Overall Table Incl of Bench

4. Width of the Overall table Incl of Bench

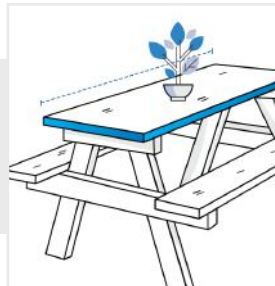
5. Height from Seat to Ground

6. Overall Height of the Table

7. Incline Measurements from Table Top to Bench Top

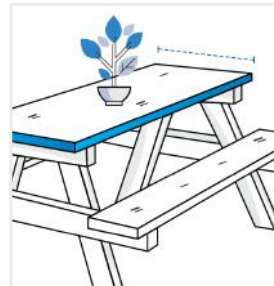
1. Width of the Table Top:

Width of the Table Top



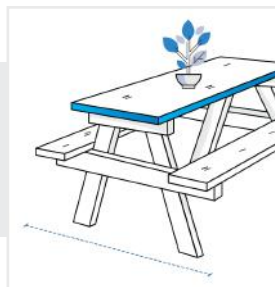
2. Depth of the Table Top:

Depth of the Table Top



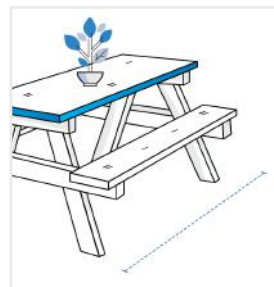
3. Depth of the Overall Table Incl of Bench:

Depth of the Overall Table (Incl Bench)



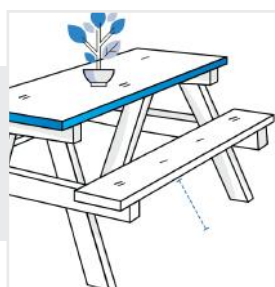
4. Width of the Overall table Incl of Bench:

Width of the Overall table (Incl Bench)



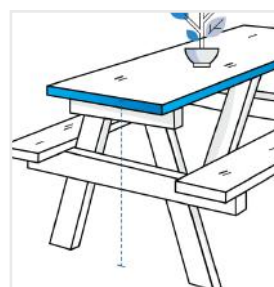
5. Height from Seat to Ground:

Height from Seat to Ground



6. Overall Height of the Table:

Overall Height of the Table



7. Incline Measurements from Table Top to Bench Top:

Incline Measurements from Table Top to Bench Top

