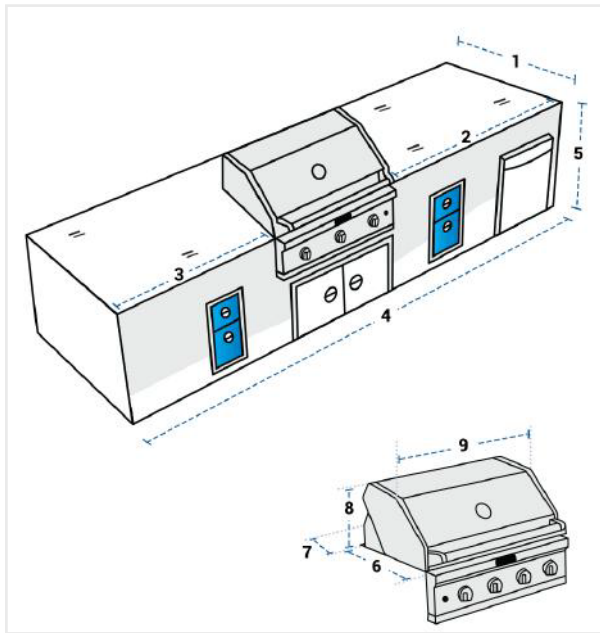


How to Measure Outdoor Island Kitchen Covers

Measurement Instruction

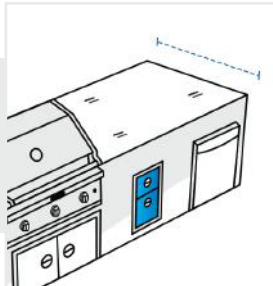
- ✓ Give exact measurement from edge to edge.
- ✓ We add 1" to 2" leeway on the given width/depth for easy pull-in and pull-out.
- ✓ The height dimensions will remain same as provided by you.



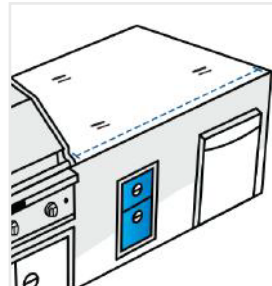
Measurement (Inches)

| | | | |
|------------------------------------|----------------------|---|----------------------|
| 1. Total Depth | <input type="text"/> | 2. Front Right Side Width | <input type="text"/> |
| 3. Front Left Side Width | <input type="text"/> | 4. Total Width | <input type="text"/> |
| 5. Counter Height | <input type="text"/> | 6. Depth of the Grill Hood Incl Handle & Burner Knobs | <input type="text"/> |
| 7. From Counter Edge to Grill Edge | <input type="text"/> | 8. Height of the Grill | <input type="text"/> |
| 9. Width of the Grill | <input type="text"/> | | |

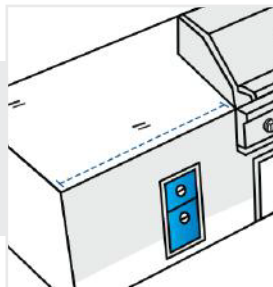
1. Total Depth:
Total Depth of the Cover



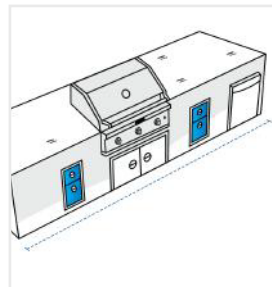
2. Front Right Side Width:
Front Right side width from Grill Hood to Right side



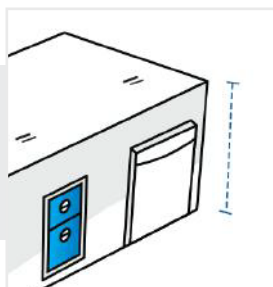
3. Front Left Side Width:
Front Left side width from Grill Hood to Left side



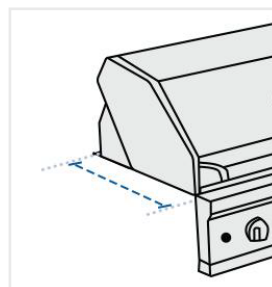
4. Total Width:
Total Width of Kitchen



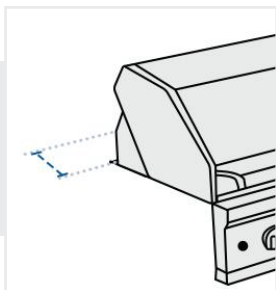
5. Counter Height :
Height of the Kitchen Table (Do not include Grill Hood Height)



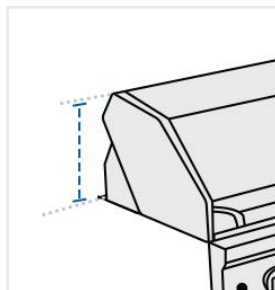
6. Depth of the Grill Hood Incl Handle & Burner Knobs:
Depth of the Grill Hood Including Handle & Burner Knobs



7. From Counter Edge to Grill Edge:
From Counter Edge to Grill Edge



8. Height of the Grill:
Height of the Grill



9. Width of the Grill:
Width of the Grill

