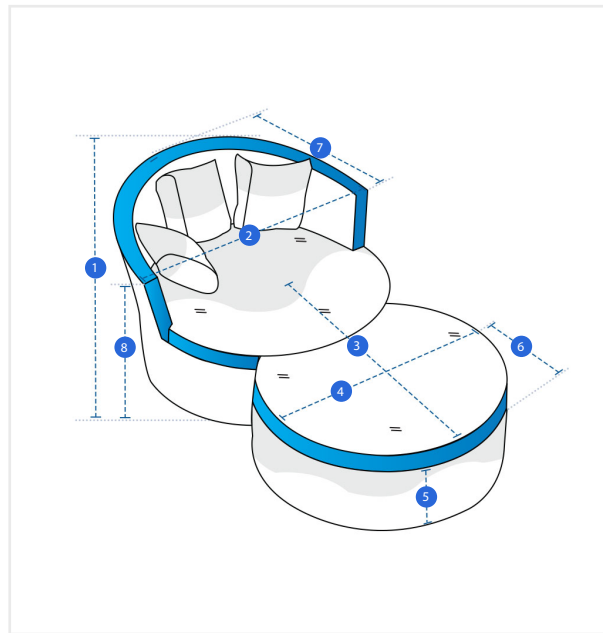


# How to Measure Outdoor Daybed Covers - Design 5

## Measurement Instruction

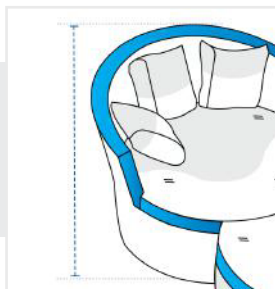
- ✓ Give exact measurement from edge to edge.
- ✓ We add 1" to 2" leeway on the given width/depth for easy pull-in and pull-out.
- ✓ The height dimensions will remain same as provided by you.



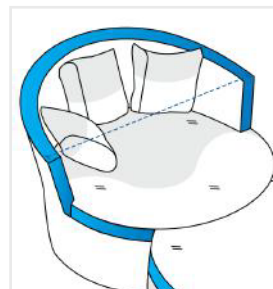
### Measurement (Inches)

1. Height	<input type="text"/>	2. Width #1	<input type="text"/>
3. Depth	<input type="text"/>	4. Width #2	<input type="text"/>
5. Front Height	<input type="text"/>	6. Front Depth	<input type="text"/>
7. Top Depth	<input type="text"/>	8. Height of Arm from Ground	<input type="text"/>

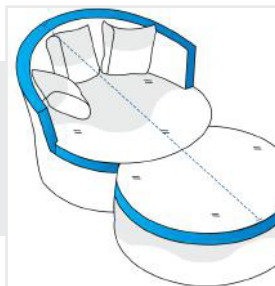
**1. Height:**  
Height of the Outdoor Daybed



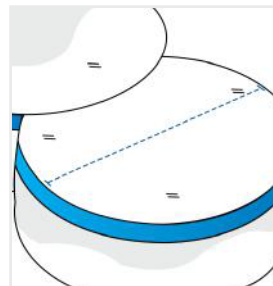
**2. Width #1:**  
Width (Side #1)



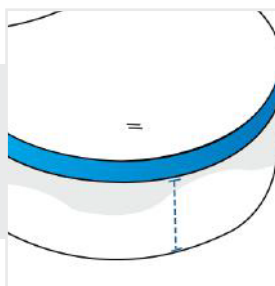
**3. Depth:**  
Depth of the Outdoor Daybed



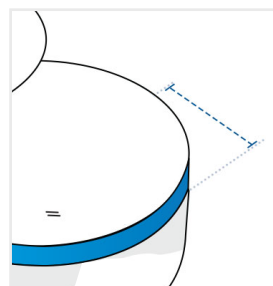
**4. Width #2:**  
Width (Side #2)



**5. Front Height:**  
Front Height of the Outdoor Daybed

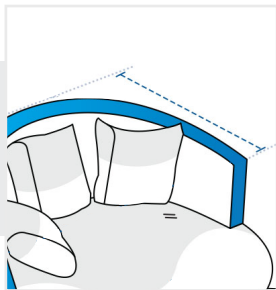


**6. Front Depth:**  
Front Depth of the Outdoor Daybed



## 7. Top Depth:

Top Depth of the Outdoor Daybed



## 8. Height of Arm from Ground:

Height of Arm from Ground of the Outdoor Daybed

