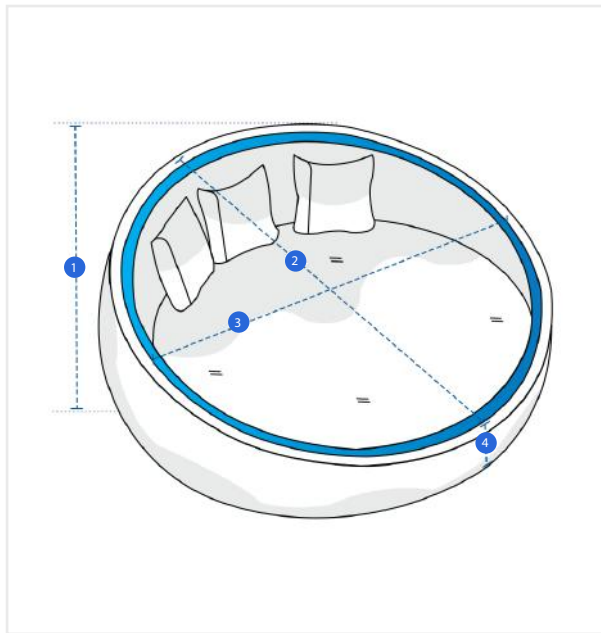


# How to Measure Outdoor Daybed Covers - Design 4

## Measurement Instruction

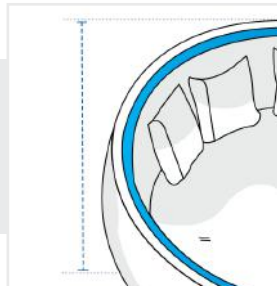
- ✓ Give exact measurement from edge to edge.
- ✓ We add 1" to 2" leeway on the given width/depth for easy pull-in and pull-out.
- ✓ The height dimensions will remain same as provided by you.



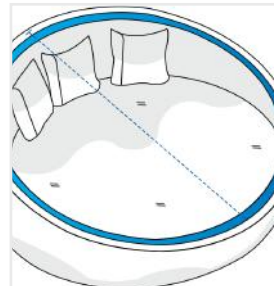
### Measurement (Inches)

1. Height	<input type="text"/>	2. Diameter #1	<input type="text"/>
3. Diameter #2	<input type="text"/>	4. Front Height	<input type="text"/>

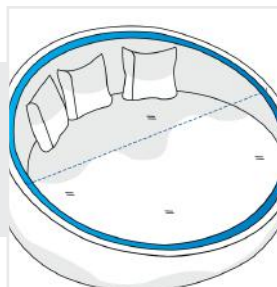
**1. Height:**  
Height of the Outdoor Daybed



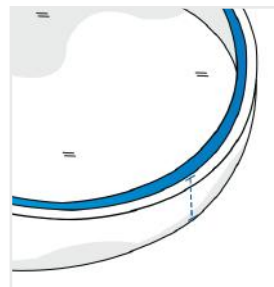
**2. Diameter #1:**  
Diameter (Side #1)



**3. Diameter #2:**  
Diameter (Side #2)



**4. Front Height:**  
Front Height of the Outdoor Daybed



We encourage you to upload the image of the article you need the cover for - this helps our team ensure covers are designed keeping your requirements in mind.