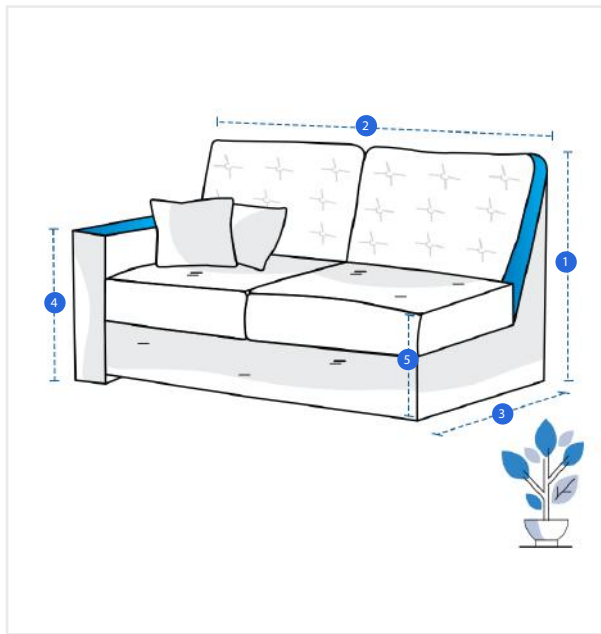


How to Measure Left Arm Loveseat Covers

Measurement Instruction

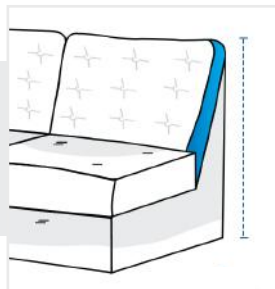
- ✓ Give exact measurement from edge to edge.
- ✓ We add 1" to 2" leeway on the given width/depth for easy pull-in and pull-out.
- ✓ The height dimensions will remain same as provided by you.



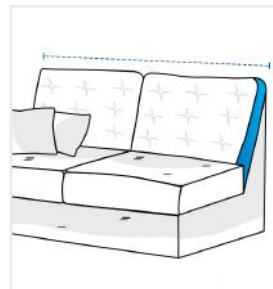
Measurement (Inches)

- | | | | |
|----------------------------|----------------------|-----------------|----------------------|
| 1. Height | <input type="text"/> | 2. Width | <input type="text"/> |
| 3. Depth | <input type="text"/> | 4. Front Height | <input type="text"/> |
| 5. Height without arm rest | <input type="text"/> | | |

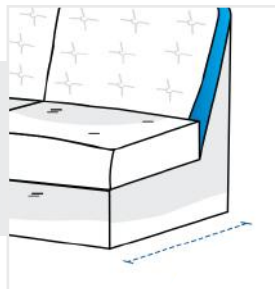
1. Height:
Height of Left Arm Loveseat
(Including back)



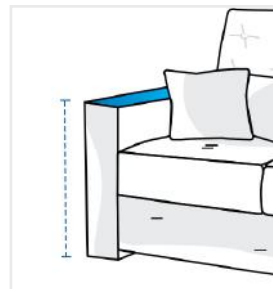
2. Width:
Width of Left Arm Loveseat



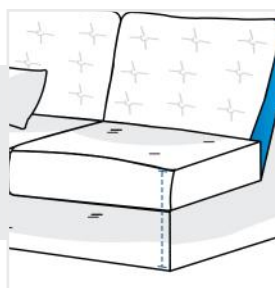
3. Depth:
Depth of Left Arm Loveseat



4. Front Height:
Front Height of Left Arm Loveseat



5. Height without arm rest:
Height without arm rest of
Left Arm Loveseat



We encourage you to upload the image of the article you need the cover for - this helps our team ensure covers are designed keeping your requirements in mind.