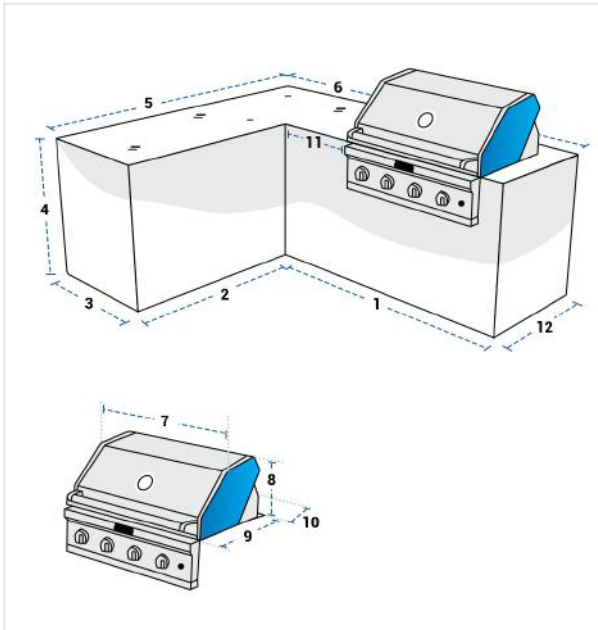


# How to Measure L-shaped Island Kitchen Covers - Right

## Measurement Instruction

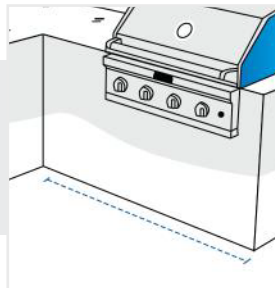
- ✓ Give exact measurement from edge to edge.
- ✓ We add 1" to 2" leeway on the given width/depth for easy pull-in and pull-out.
- ✓ The height dimensions will remain same as provided by you.



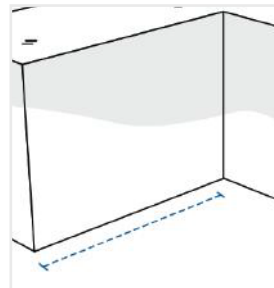
## Measurement (Inches)

1. Front Right Width	<input type="text"/>	2. Front Left Width	<input type="text"/>
3. Left Depth	<input type="text"/>	4. Height	<input type="text"/>
5. Back Left Width	<input type="text"/>	6. Back Right Width	<input type="text"/>
7. Grill Hood Width	<input type="text"/>	8. Grill Hood Height	<input type="text"/>
9. Grill Hood Depth Incl Handle & Burner Knobs	<input type="text"/>	10. Counter Edge to Grill	<input type="text"/>
11. Corner to Grill	<input type="text"/>	12. Right Depth	<input type="text"/>

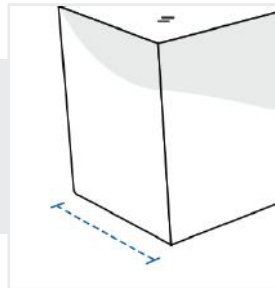
**1. Front Right Width:**  
Front width of the Kitchen - Right side



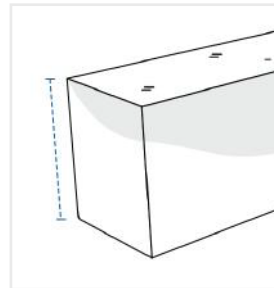
**2. Front Left Width:**  
Front width of the Kitchen - Left side



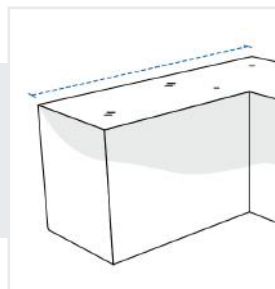
**3. Left Depth:**  
Depth of Kitchen - Left Side



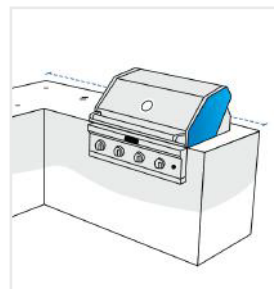
**4. Height:**  
Height of the Kitchen (Excluding Grill hood - Only Kitchen Table)



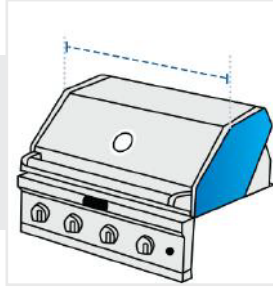
**5. Back Left Width:**  
Back Width of Kitchen - Left Side



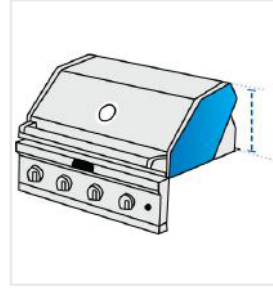
**6. Back Right Width:**  
Back Width of Kitchen - Right Side



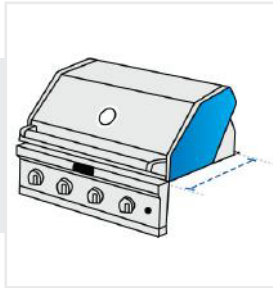
**7. Grill Hood Width:**  
Width of the Grill Hood



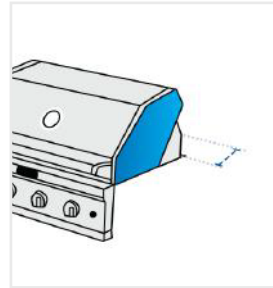
**8. Grill Hood Height:**  
Height of the Grill hood from Kitchen Table



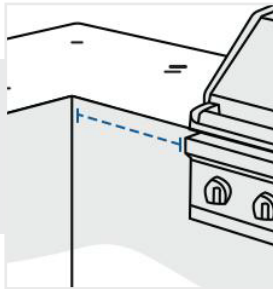
**9. Grill Hood Depth Incl Handle & Burner Knobs:**  
Grill Hood Depth Incl Handle & Burner Knobs



**10. Counter Edge to Grill:**  
Counter Edge to Grill



**11. Corner to Grill:**  
Distance between Right end of table to Grill



**12. Right Depth:**  
Depth of Kitchen - Right Side

