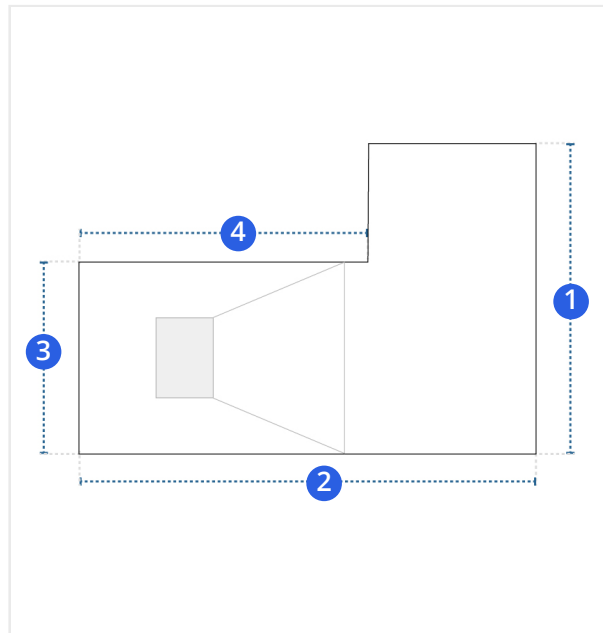


# How to Measure L Shape Pool Cover - No Step

## Measurement Instruction

✓ Give exact measurement from edge to edge.

✓ We add 6" to 12" leeway on each side.



### Measurement (Inches)

1. Length

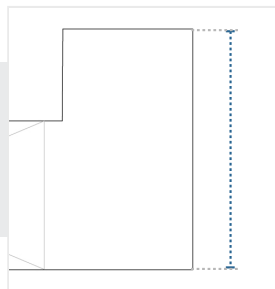
2. Width

3. Length#1

4. Width#1

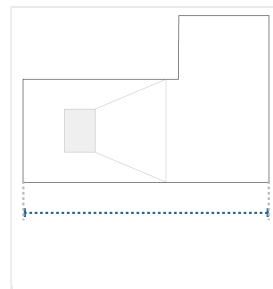
### 1. Length:

Length of the Pool Cover



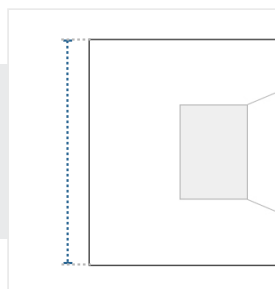
### 2. Width:

Width of the Pool Cover



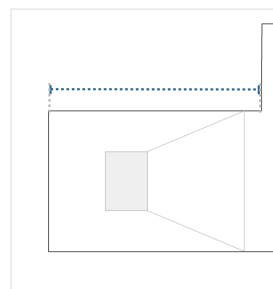
### 3. Length#1:

Length#1 of the Pool Cover



### 4. Width#1:

Width#1 of the Pool Cover



We encourage you to upload the image of the article you need the cover for - this helps our team ensure covers are designed keeping your requirements in mind.