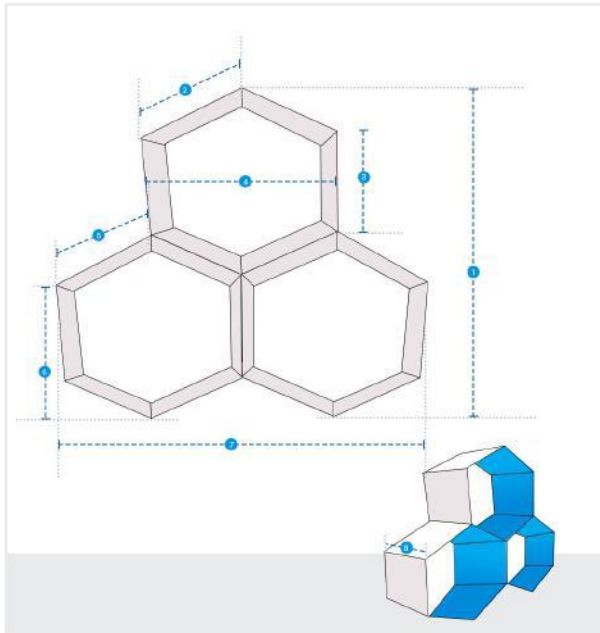


# How to Measure Honeycomb Firewood Rack Cover

## Measurement Instruction

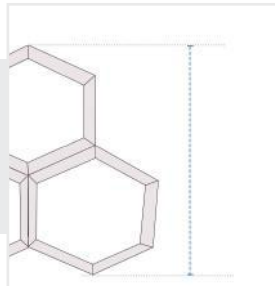
- ✓ Give exact measurement from edge to edge.
- ✓ "We add upto 2" leeway on the given width/depth for easy pull-in and pull-out."
- ✓ The height dimensions will remain same as provided by you.



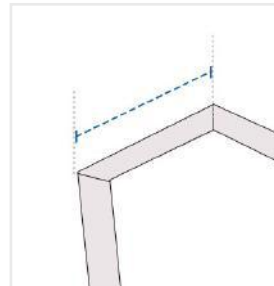
### Measurement (Inches)

|                                |                      |                                 |                      |
|--------------------------------|----------------------|---------------------------------|----------------------|
| 1. Total Height                | <input type="text"/> | 2. Top Hexagonal Slant Length 1 | <input type="text"/> |
| 3. Top Hexagonal Height        | <input type="text"/> | 4. Width of Top Hexagon         | <input type="text"/> |
| 5. Left Hexagon Slant Length 2 | <input type="text"/> | 6. Left Hexagon Height          | <input type="text"/> |
| 7. Total Width                 | <input type="text"/> | 8. Depth                        | <input type="text"/> |

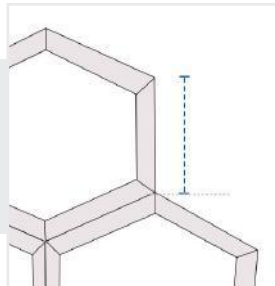
**1. Total Height:**  
Total Height of the Honeycomb Firewood Rack



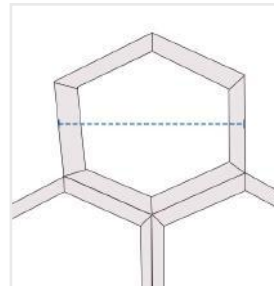
**2. Top Hexagonal Slant Length 1:**  
Top Hexagonal Slant Length 1 of the Honeycomb Firewood Rack



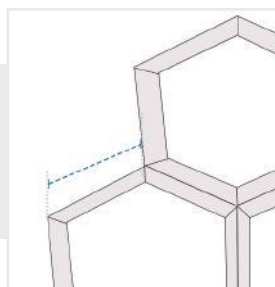
**3. Top Hexagonal Height:**  
Top Hexagonal Height of the Honeycomb Firewood Rack



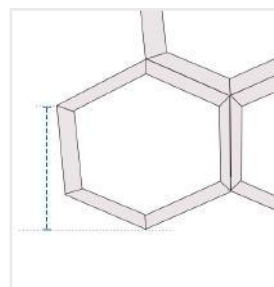
**4. Width of Top Hexagon:**  
Width of Top Hexagon of the Honeycomb Firewood Rack Cover



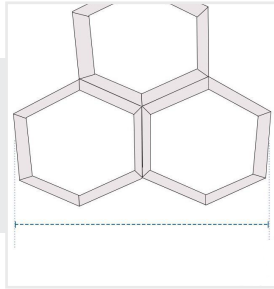
**5. Left Hexagon Slant Length 2:**  
Left Hexagon Slant Length 2 of the Honeycomb Firewood Rack



**6. Left Hexagon Height:**  
Left Hexagon Height of the Honeycomb Firewood Rack Cover



**7. Distance From Tyre To Handle :**  
Distance From Tyre To Handle of the  
Honeycomb Firewood Rack



**8. Depth:**  
Depth of the  
Honeycomb Firewood Rack

