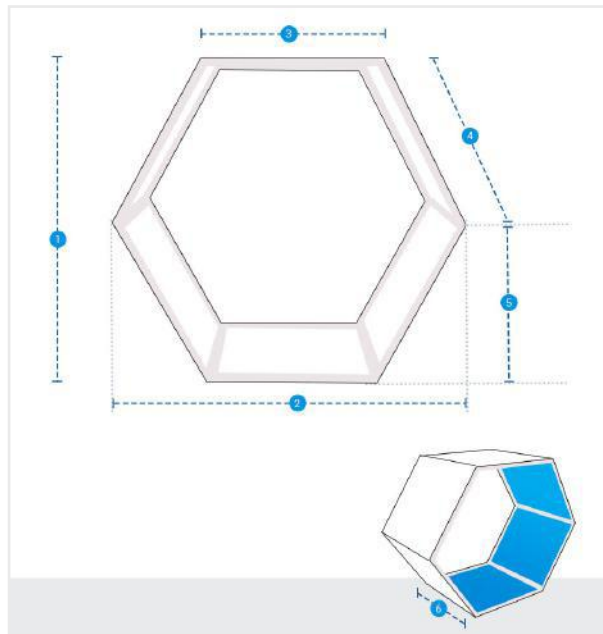


# How to Measure Hexagonal Firewood Rack Cover

## Measurement Instruction

- ✓ Give exact measurement from edge to edge.
- ✓ "We add upto 2" leeway on the given width/depth for easy pull-in and pull-out."
- ✓ The height dimensions will remain same as provided by you.



### Measurement (Inches)

1. Height

2. Width

3. Top Width

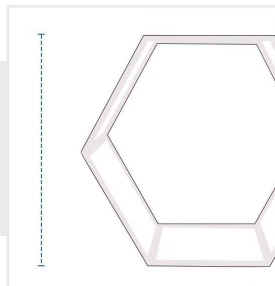
4. Slant Height

5. Height From Edge to Ground

6. Depth

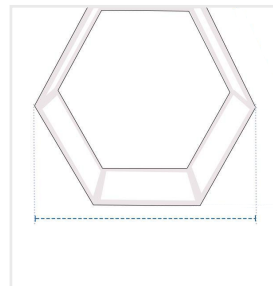
### 1. Height:

Height of the Hexagonal Firewood Rack



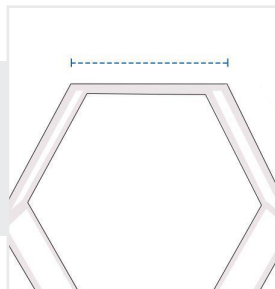
### 2. Width:

Width of the Hexagonal Firewood Rack



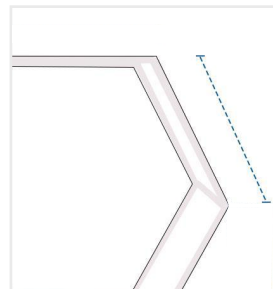
### 3. Top Width:

Top Width of the Hexagonal Firewood Rack



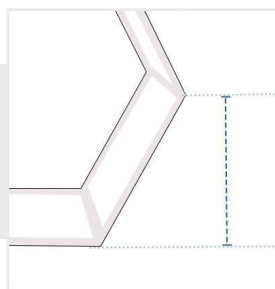
### 4. Slant Height:

Slant Height of the Hexagonal Firewood Rack



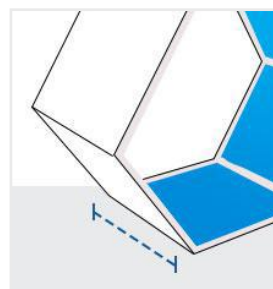
### 5. Height From Edge to Ground:

Height From Edge to Ground of the Hexagonal Firewood Rack



### 6. Depth:

Depth of the Hexagonal Firewood Rack



We encourage you to upload the image of the article you need the cover for - this helps our team ensure covers are designed keeping your requirements in mind.