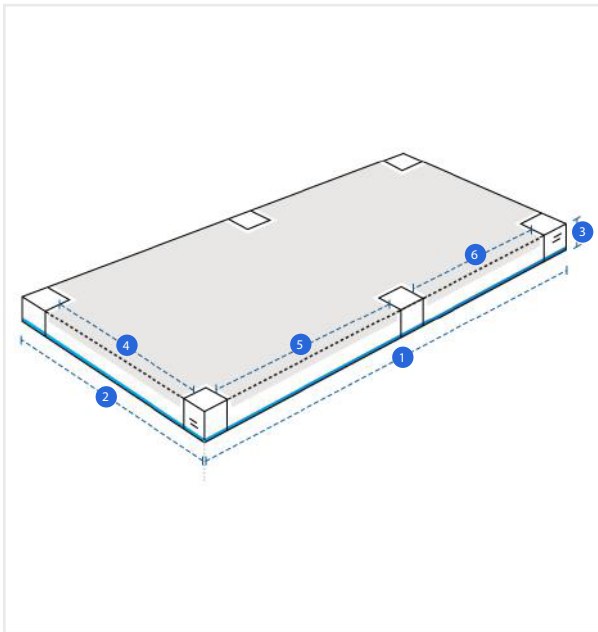


How to Measure Heavy Duty Custom Sandbox Covers - With 6 Pole Cut-Out

Measurement Instruction

- ✓ Give exact measurement from edge to edge.
- ✓ The Final size can be +1" to 2" on the given Width and Length
- ✓ The height dimensions will remain same as provided by you.

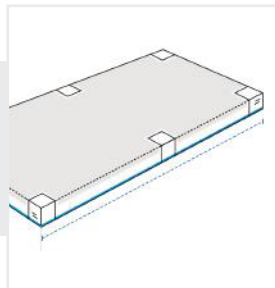


Measurement (Inches)

1. Total Length	<input type="text"/>	2. Total Width	<input type="text"/>
3. Height	<input type="text"/>	4. Width Between 2 Poles	<input type="text"/>
5. Length Between 2 Poles - A	<input type="text"/>	6. Length Between 2 Poles - B	<input type="text"/>

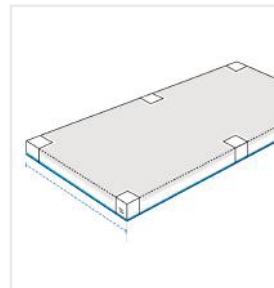
1. Total Length:

Total Length of the Heavy Duty Custom Sandbox Covers



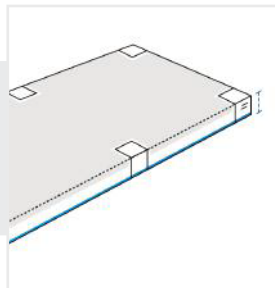
2. Total Width:

Total Width of the Heavy Duty Custom Sandbox Covers



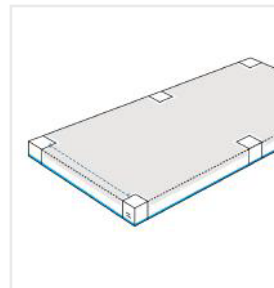
3. Height:

Height of the Heavy Duty Custom Sandbox Covers



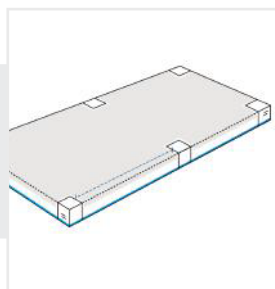
4. Width Between 2 Poles:

Width Between 2 Poles of the Heavy Duty Custom Sandbox Covers



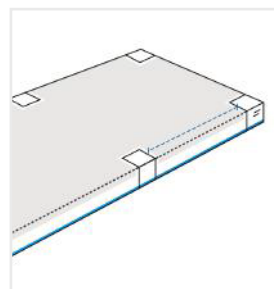
5. Length Between 2 Poles - A:

Length Between 2 Poles - A of the Heavy Duty Custom Sandbox Covers



6. Length Between 2 Poles - B:

Length Between 2 Poles - B of the Heavy Duty Custom Sandbox Covers



We encourage you to upload the image of the article you need the cover for - this helps our team ensure covers are designed keeping your requirements in mind.