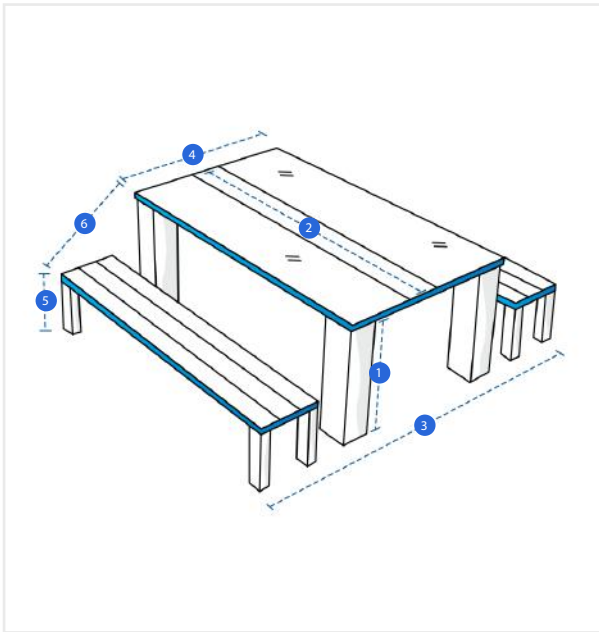


# How to Measure Dining Table Covers - Design 5

## Measurement Instruction

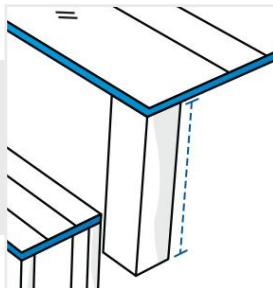
- ✓ Give exact measurement from edge to edge.
- ✓ We add 1" to 2" leeway on the given width/depth for easy pull-in and pull-out.
- ✓ The height dimensions will remain same as provided by you.



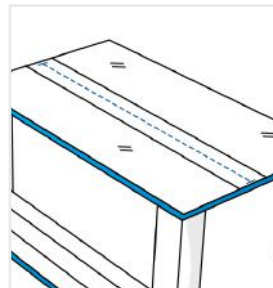
### Measurement (Inches)

1. Height	<input type="text"/>	2. Width	<input type="text"/>
3. Depth #1	<input type="text"/>	4. Depth #2	<input type="text"/>
5. Front Height	<input type="text"/>	6. Slant Height	<input type="text"/>

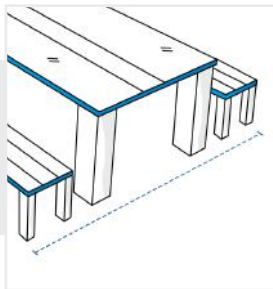
**1. Height:**  
Height of the Table



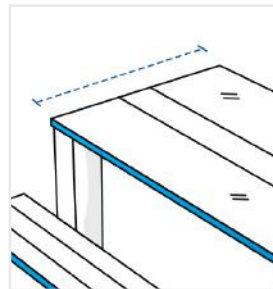
**2. Width:**  
Width of the table



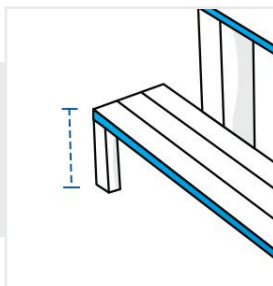
**3. Depth #1:**  
Arrange the chairs and measure Depth



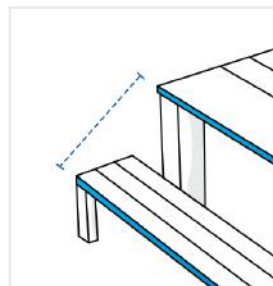
**4. Depth #2:**  
Depth of the table



**5. Front Height:**  
Height of the chair



**6. Slant Height:**  
Slant Height from table to chair



We encourage you to upload the image of the article you need the cover for - this helps our team ensure covers are designed keeping your requirements in mind.