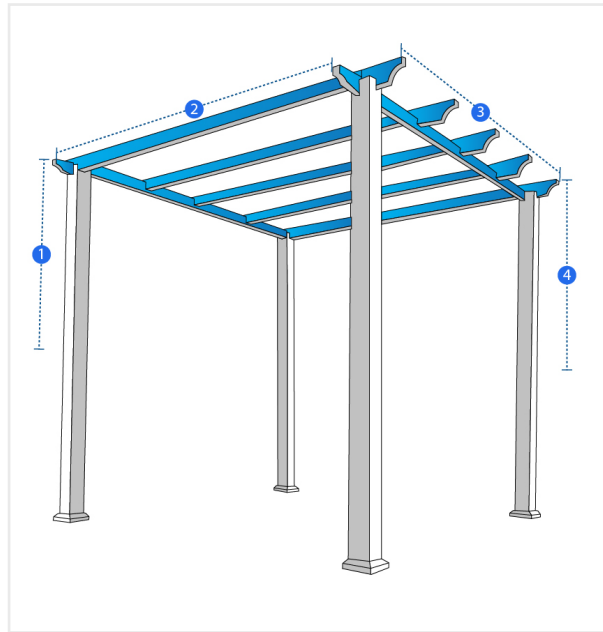


How to Measure Custom Pergola Cover - Design 2

Measurement Instruction

- ✓ Give exact measurement from edge to edge.
- ✓ The height dimensions will remain same as provided by you.
- ✓ We add 1" to 2" leeway on the given width/depth for easy pull-in and pull-out.
- ✓ We provide same fabric ties on all four corners with 18" length and a side pocket with a width size of two inches.



Measurement (Inches)

1. Height #1

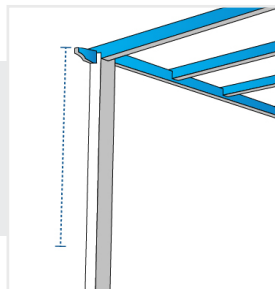
2. Width

3. Depth

4. Height #2

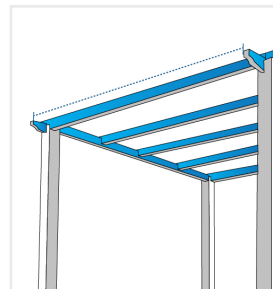
1. Height #1:

Height #1 of the Custom Pergola



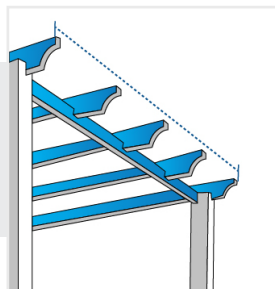
2. Width:

Width of the Custom Pergola



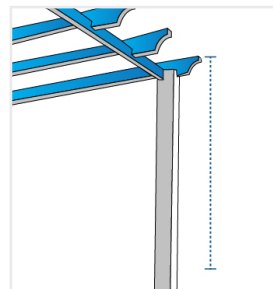
3. Depth:

Depth of the Custom Pergola



4. Height #2:

Height #2 of the Custom Pergola



We encourage you to upload the image of the article you need the cover for - this helps our team ensure covers are designed keeping your requirements in mind.