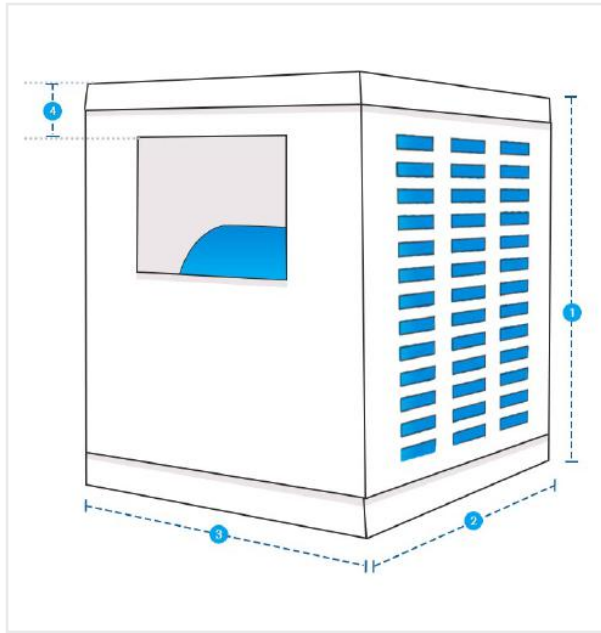


How to Measure Custom Swamp Cooler Covers - Side Discharge

Measurement Instruction

- ✓ Give exact measurement from edge to edge.
- ✓ We add 1" to 2" leeway on the given width/depth for easy pull-in and pull-out.
- ✓ The height dimensions will remain same as provided by you.
- ✓ All measurements will be done in inches.



Measurement (Inches)

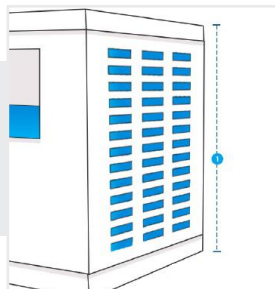
1. Height

2. Depth

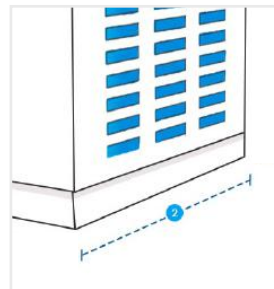
3. Width

4. Section Height

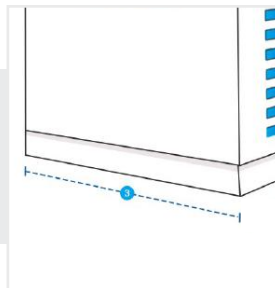
1. Height:
Height of Swamp Cooler



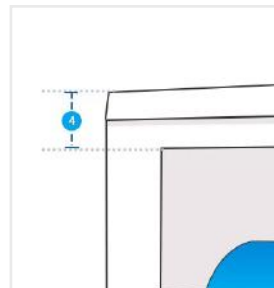
2. Depth:
Depth of Swamp Cooler



3. Width:
Width of Swamp Cooler



4. Section Height:
Section Height of Swamp Cooler



We encourage you to upload the image of the article you need the cover for - this helps our team ensure covers are designed keeping your requirements in mind.