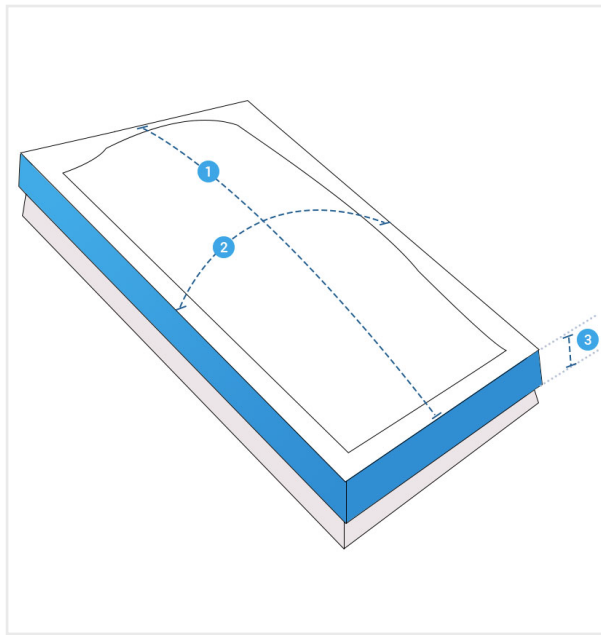


How to Measure Custom Skylight Covers - Rectangular/Square Dome

Measurement Instruction

- ✓ Give exact measurement from edge to edge.
- ✓ We add 1" to 2" leeway on the given width/depth for easy pull-in and pull-out.
- ✓ The height dimensions will remain same as provided by you.
- ✓ All measurements will be done in inches.



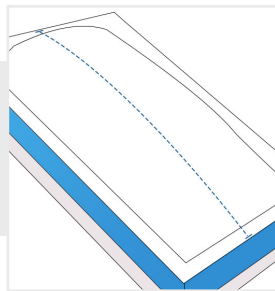
Measurement (Inches)

1. Length

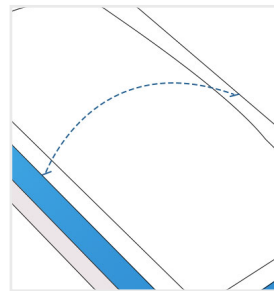
2. Width

3. Height of the Metal Frame
(Not to the roof)

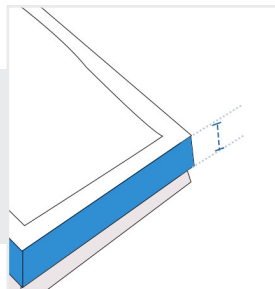
1. Length:
Length of Skylight



2. Width:
Width of Skylight



3. Height of the Metal Frame:
Height of the Metal Frame
(Not to the roof) of Skylight



We encourage you to upload the image of the article you need the cover for - this helps our team ensure covers are designed keeping your requirements in mind.