

# How to Measure Custom Firewood Rack Cover - Design 2

## Measurement Instruction

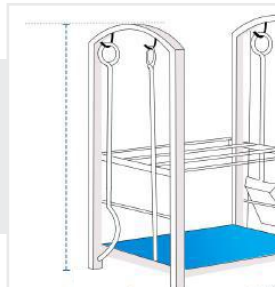
- ✓ Give exact measurement from edge to edge.
- ✓ "We add upto 2" leeway on the given width/depth for easy pull-in and pull-out."
- ✓ The height dimensions will remain same as provided by you.



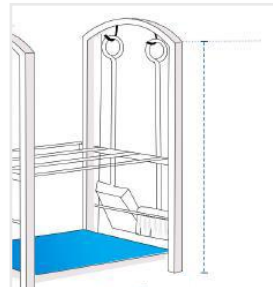
### Measurement (Inches)

1. Height	<input type="text"/>	2. Height till Edge	<input type="text"/>
3. Depth	<input type="text"/>	4. Width	<input type="text"/>

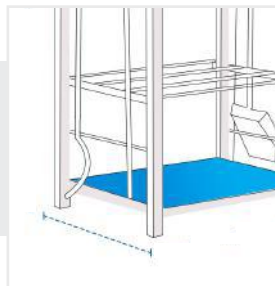
**1. Height:**  
Height of the Custom Firewood Rack



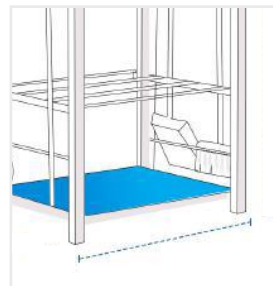
**2. Height till Edge:**  
Height till Edge of the Custom Firewood Rack



**3. Depth:**  
Depth of the Custom Firewood Rack



**4. Width:**  
Width of the Custom Firewood Rack



We encourage you to upload the image of the article you need the cover for - this helps our team ensure covers are designed keeping your requirements in mind.