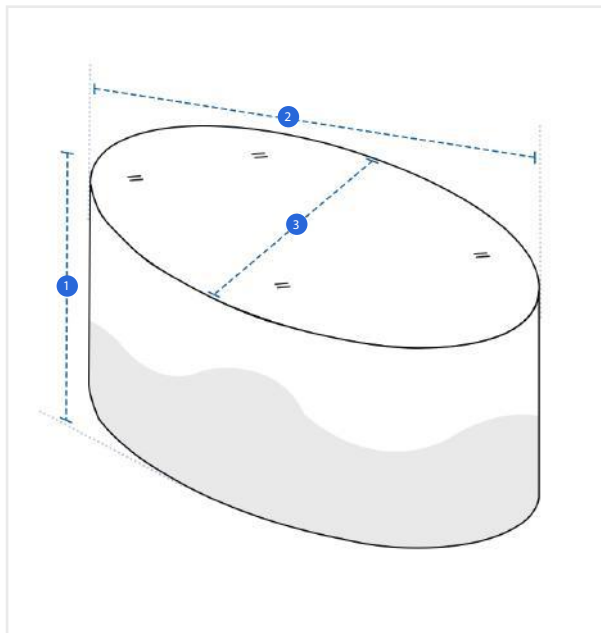


## How to Measure Custom Covers - Design 3

### Measurement Instruction

- ✓ Give exact measurement from edge to edge.
- ✓ "We add upto 2" leeway on the given width/depth for easy pull-in and pull-out."
- ✓ The height dimensions will remain same as provided by you.



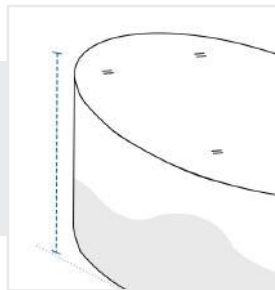
### Measurement (Inches)

1. Height

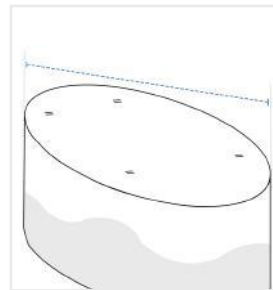
2. Diameter #1

3. Diameter #2

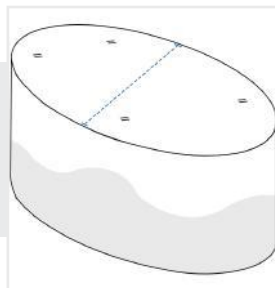
**1. Height:**  
Height of the Product



**2. Diameter #1:**  
Diameter #1 of the Product



**3. Diameter #2:**  
Diameter #2 of the Product



We encourage you to upload the image of the article you need the cover for - this helps our team ensure covers are designed keeping your requirements in mind.