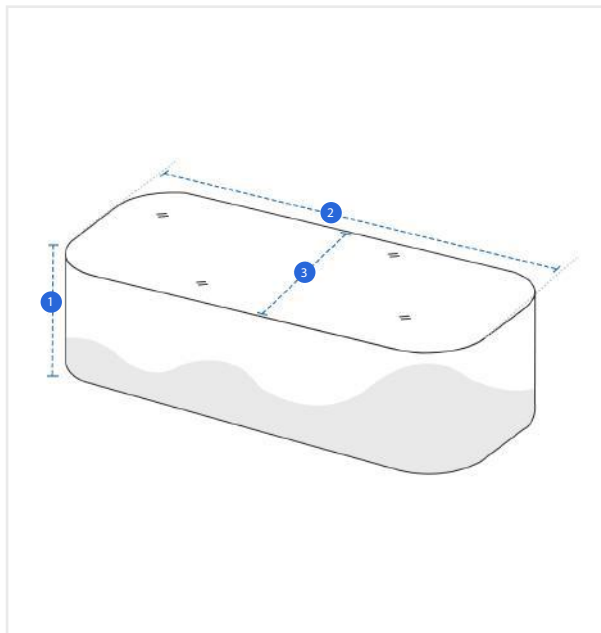


How to Measure Custom Covers - Design 2

Measurement Instruction

- ✓ Give exact measurement from edge to edge.
- ✓ "We add upto 2" leeway on the given width/depth for easy pull-in and pull-out."
- ✓ The height dimensions will remain same as provided by you.



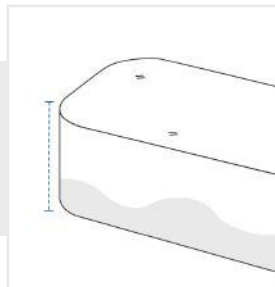
Measurement (Inches)

1. Height

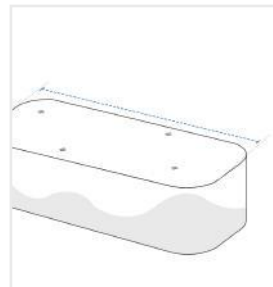
2. Width

3. Depth

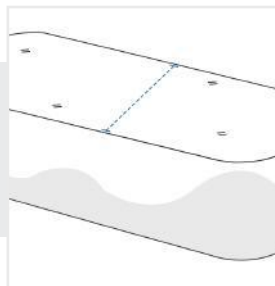
1. Height:
Height of the Product



2. Width:
Width of the Product



3. Depth:
Depth of the Product



We encourage you to upload the image of the article you need the cover for - this helps our team ensure covers are designed keeping your requirements in mind.