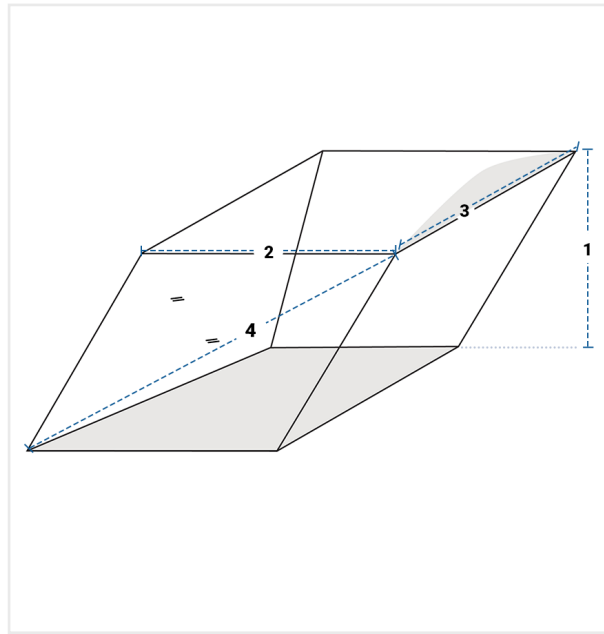


How to Measure Custom Covers - Design 19

Measurement Instruction

- ✓ Give exact measurement from edge to edge.
- ✓ We add 0.5" to 1.5" leeway on the given width/depth for easy pull-in and pull-out.
- ✓ The height dimensions will remain same as provided by you.



Measurement (Inches)

1. Height

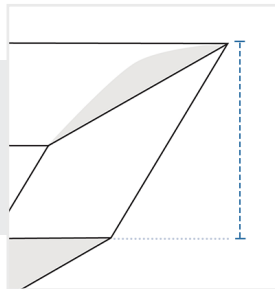
2. Width

3. Depth

4. Diagonal Length

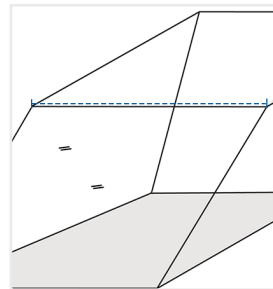
1. Height:

Height of the Custom Cover



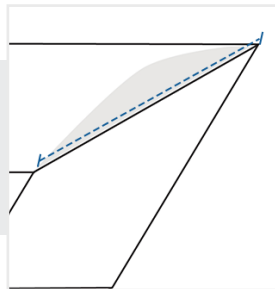
2. Width:

Width of the Custom Cover



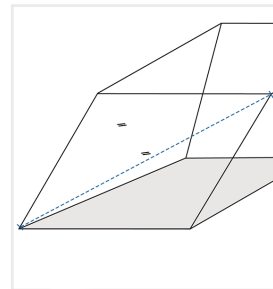
3. Depth:

Depth of the Custom Cover



4. Diagonal Length:

Diagonal Length of the Custom Cover



We encourage you to upload the image of the article you need the cover for - this helps our team ensure covers are designed keeping your requirements in mind.