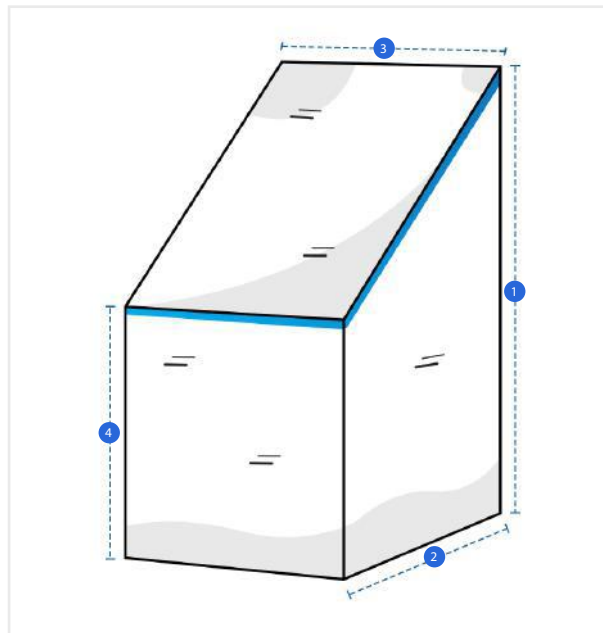


# How to Measure Custom Covers - Design 14

## Measurement Instruction

- ✓ Give exact measurement from edge to edge.
- ✓ "We add upto 2" leeway on the given width/depth for easy pull-in and pull-out."
- ✓ The height dimensions will remain same as provided by you.



### Measurement (Inches)

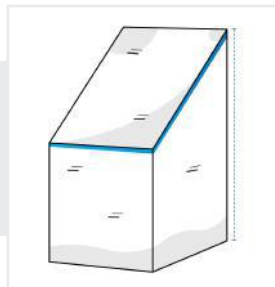
1. Height

2. Depth

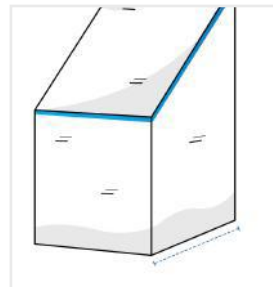
3. Width

4. Front Height

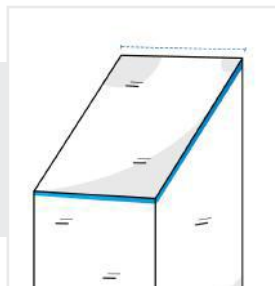
**1. Height:**  
Height of the Product



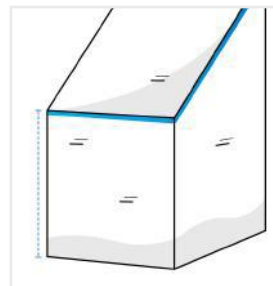
**2. Depth:**  
Depth of the Product



**3. Width:**  
Width of the Product



**4. Front Height:**  
Front Height of the Product



We encourage you to upload the image of the article you need the cover for - this helps our team ensure covers are designed keeping your requirements in mind.