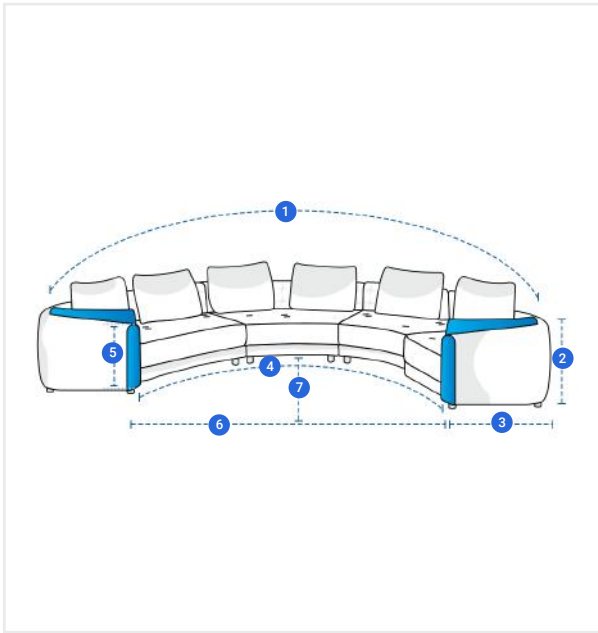


How to Measure Curved Sofa Covers

Measurement Instruction

- ✓ Give exact measurement from edge to edge.
- ✓ We add 1" to 2" leeway on the given width/depth for easy pull-in and pull-out.
- ✓ The height dimensions will remain same as provided by you.

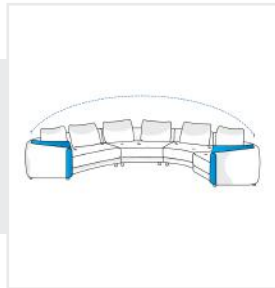


Measurement (Inches)

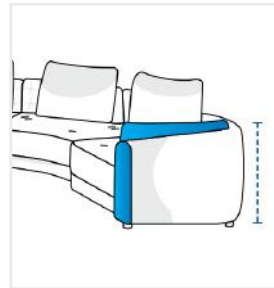
- 1. Back Width (Curved)
- 3. Depth
- 5. Front Height
- 7. Front Depth

- 2. Back Height
- 4. Front Width (Curved)
- 6. Front Width (Straight)

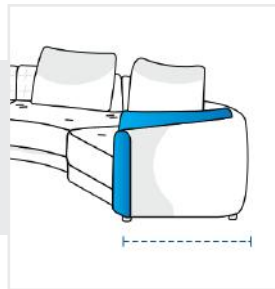
1. Back Width (Curved):
Curve back side of Sofa



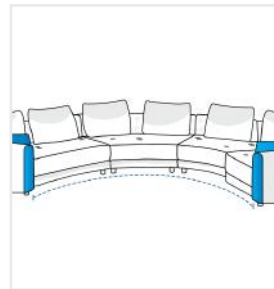
2. Back Height :
Back Height of Sofa (Including Back Cushion)



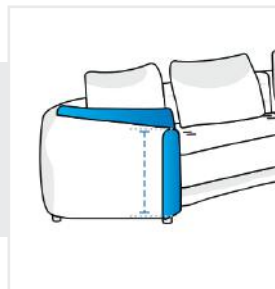
3. Depth:
Depth of sofa



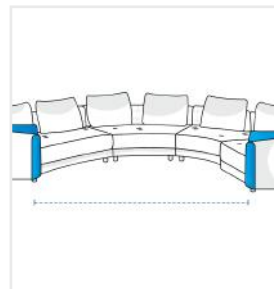
4. Front Width (Curved):
Curved Front Width



5. Front Height:
Front Height (Include Handle Height)



6. Front Width (Straight):
Straight Front Width (Distance between two front legs of Sofa as shown in image)



7. Front Depth:

From center of sofa front side to outer side where the front line of sofa legs touches.

