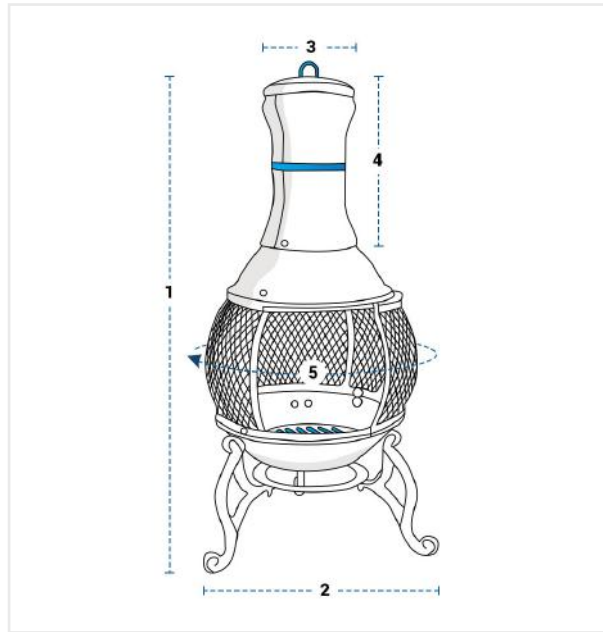


# How to Measure Custom Chimney Cover - Design 1

## Measurement Instruction

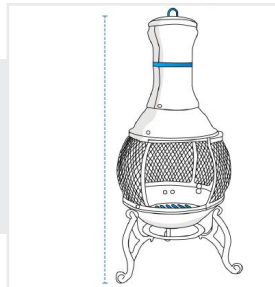
- ✓ Give exact measurement from edge to edge.
- ✓ We add 1" to 2" leeway on the given width/depth for easy pull-in and pull-out.
- ✓ The height dimensions will remain same as provided by you.



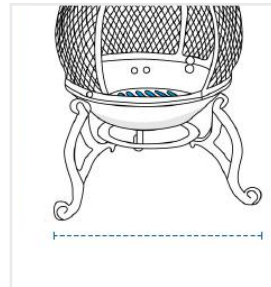
### Measurement (Inches)

1. Total Height	<input type="text"/>	2. Base Diameter	<input type="text"/>
3. Upper Diameter	<input type="text"/>	4. Neck Height	<input type="text"/>
5. Heat Chamber circumference	<input type="text"/>		

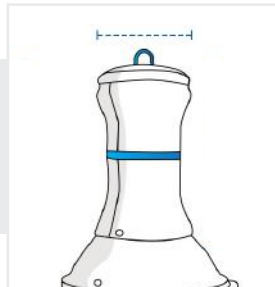
**1. Total Height:**  
Total Height of the Chiminea



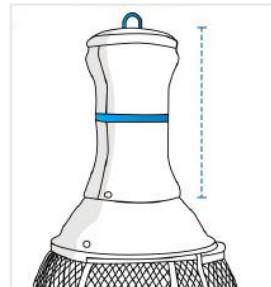
**2. Base Diameter:**  
Base Diameter of the Chiminea



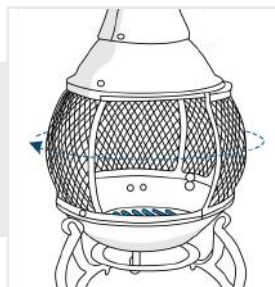
**3. Upper Diameter:**  
Upper Diameter of the Chiminea



**4. Neck Height:**  
Neck Height of the Chiminea



**5. Heat Chamber circumference:**  
Heat Chamber circumference of the Chiminea



We encourage you to upload the image of the article you need the cover for - this helps our team ensure covers are designed keeping your requirements in mind.