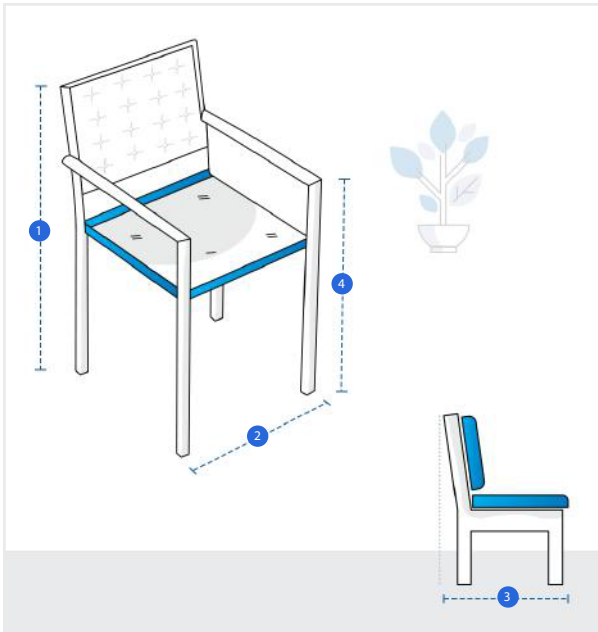


# How to Measure Chair Cover - Design 8

## Measurement Instruction

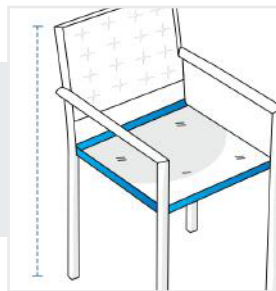
- ✓ Give exact measurement from edge to edge.
- ✓ We add 1" to 2" leeway on the given width/depth for easy pull-in and pull-out.
- ✓ The height dimensions will remain same as provided by you.



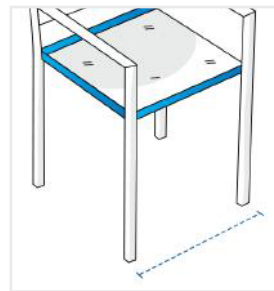
### Measurement (Inches)

1. Height	<input type="text"/>	2. Width	<input type="text"/>
3. Total Depth	<input type="text"/>	4. Front Height	<input type="text"/>

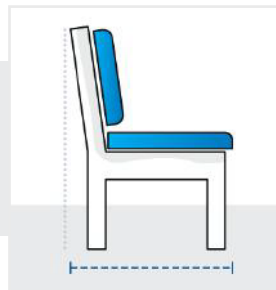
**1. Height:**  
Height of the Chair



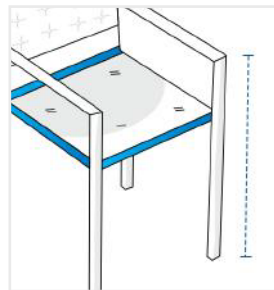
**2. Width:**  
Width of the Chair

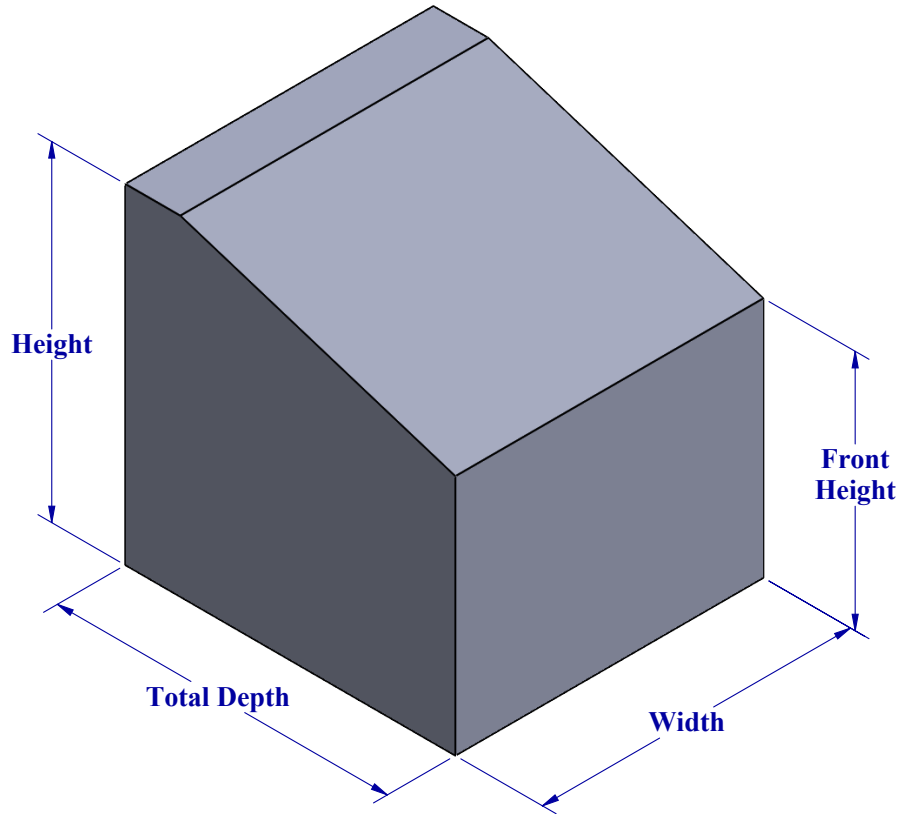


**3. Total Depth:**  
Depth of the Chair



**4. Front Height:**  
Front Height of the Chair





### Chair Cover - Design 8

We encourage you to upload the image of the article you need the cover for - this helps our team ensure covers are designed keeping your requirements in mind.