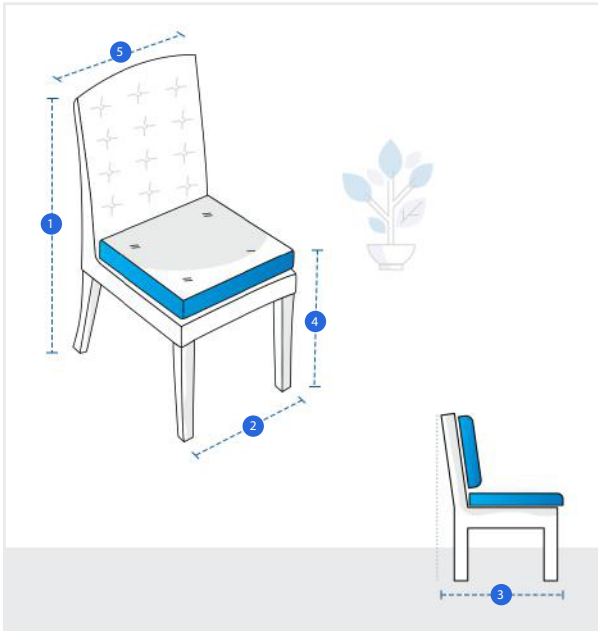


## How to Measure Chair Cover - Design 7

### Measurement Instruction

- ✓ Give exact measurement from edge to edge.
- ✓ We add 1" to 2" leeway on the given width/depth for easy pull-in and pull-out.
- ✓ The height dimensions will remain same as provided by you.



### Measurement (Inches)

1. Height

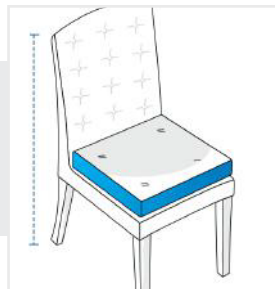
2. Width

3. Total Depth

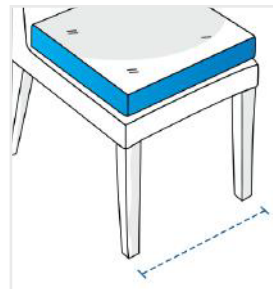
4. Front Height

5. Back Width

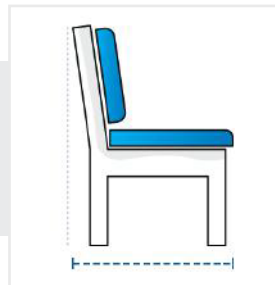
**1. Height:**  
Height of the Chair



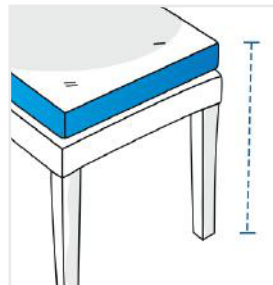
**2. Width:**  
Width of the Chair



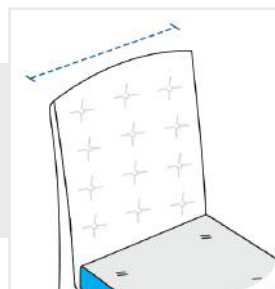
**3. Total Depth:**  
Depth of the Chair

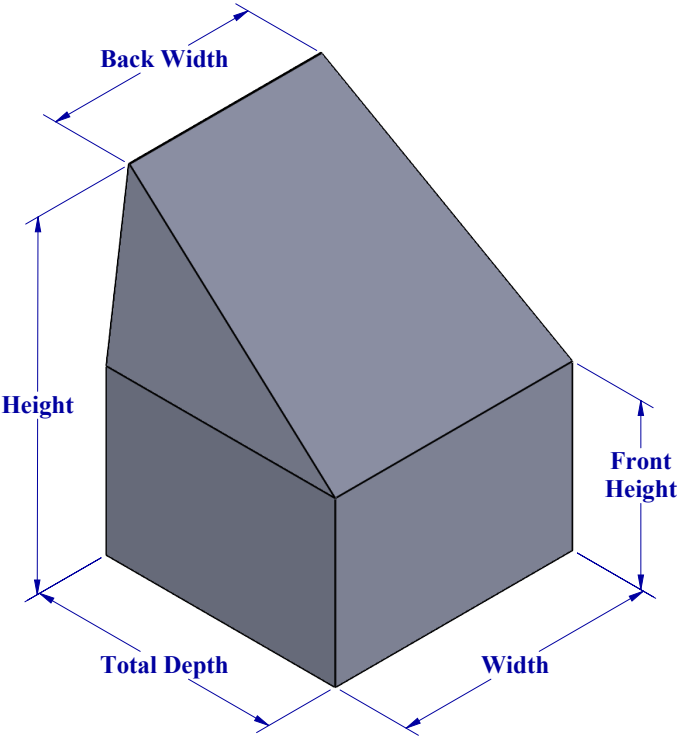


**4. Front Height:**  
Front Height of the Chair



**5. Back Width:**  
Back Width of the Chair





**Chair Cover - Design 7**

We encourage you to upload the image of the article you need the cover for - this helps our team ensure covers are designed keeping your requirements in mind.

