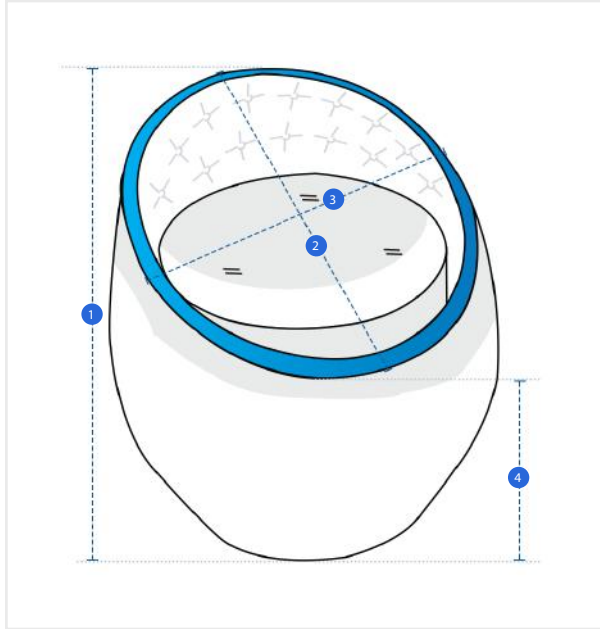


How to Measure Chair Cover - Design 23

Measurement Instruction

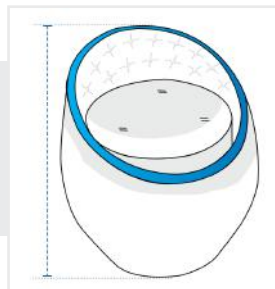
- ✓ Give exact measurement from edge to edge.
- ✓ We add 1" to 2" leeway on the given width/depth for easy pull-in and pull-out.
- ✓ The height dimensions will remain same as provided by you.



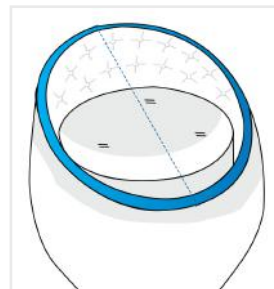
Measurement (Inches)

1. Height	<input type="text"/>	2. Diameter #1	<input type="text"/>
3. Diameter #2	<input type="text"/>	4. Front Height	<input type="text"/>

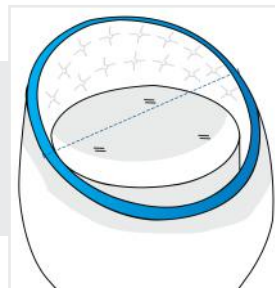
1. Height:
Height of the Chair



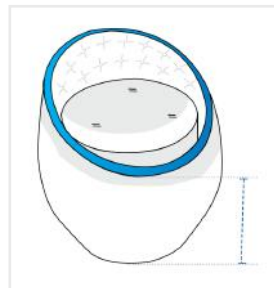
2. Diameter #1:
Diameter #1 of the Chair



3. Diameter #2:
Diameter #2 of the Chair



4. Front Height:
Front Height of the Chair



We encourage you to upload the image of the article you need the cover for - this helps our team ensure covers are designed keeping your requirements in mind.