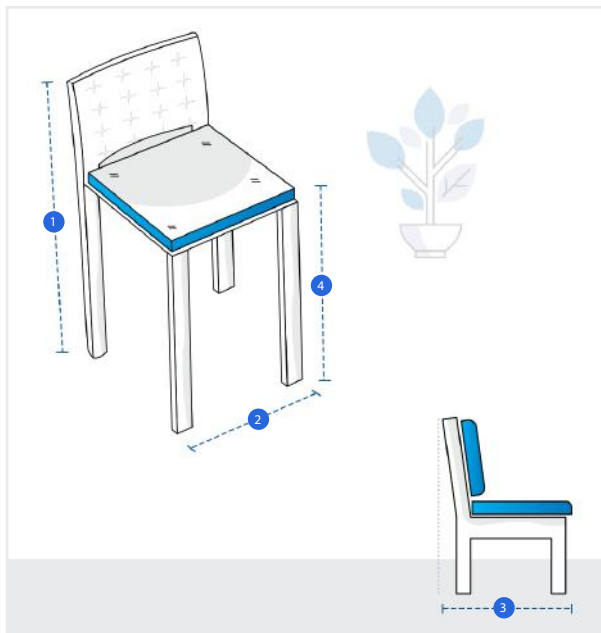


## How to Measure Chair Cover - Design 16

### Measurement Instruction

- ✓ Give exact measurement from edge to edge.
- ✓ We add 1" to 2" leeway on the given width/depth for easy pull-in and pull-out.
- ✓ The height dimensions will remain same as provided by you.



### Measurement (Inches)

1. Height

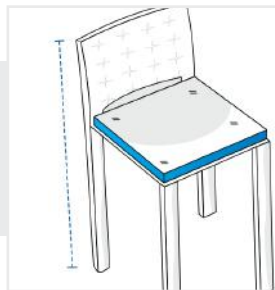
2. Width

3. Total Depth

4. Front Height

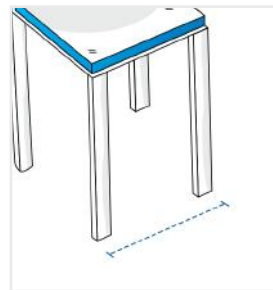
#### 1. Height:

Height of the Chair



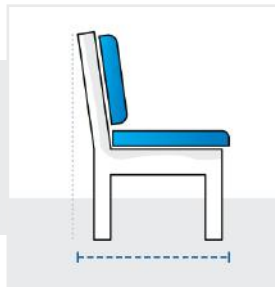
#### 2. Width:

Width of the Chair



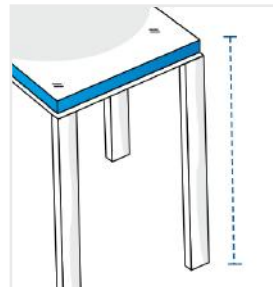
#### 3. Total Depth:

Total Depth - From Front leg to back rest - (refer image)



#### 4. Front Height:

Front Height - Ground to Arm  
(Or ground to seat if no arm)



We encourage you to upload the image of the article you need the cover for - this helps our team ensure covers are designed keeping your requirements in mind.