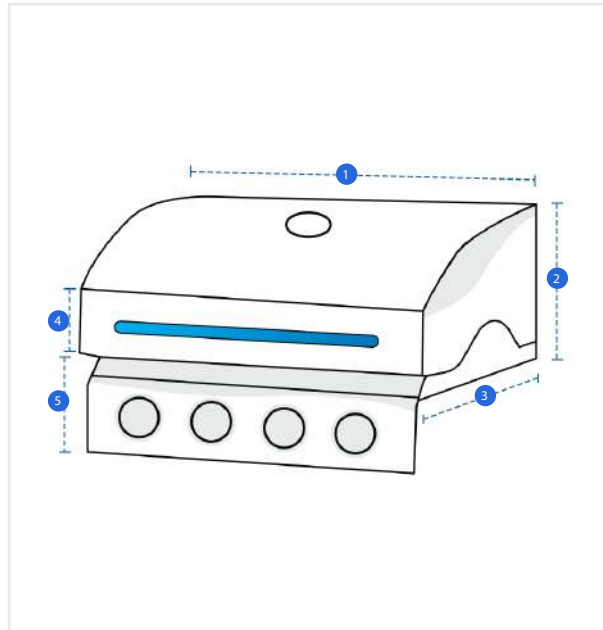


# How to Measure Built-in Barbecue Covers

## Measurement Instruction

- ✓ Give exact measurement from edge to edge.
- ✓ We add 1" to 2" leeway on the given width/depth for easy pull-in and pull-out.
- ✓ The height dimensions will remain same as provided by you.



## Measurement (Inches)

1. Width

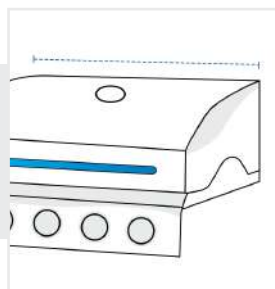
3. Depth (Including Handle)

5. Drop Down Height

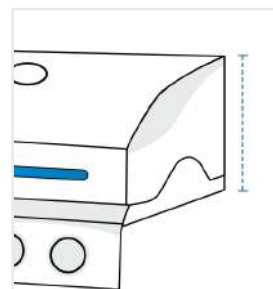
2. Height

4. Front Height

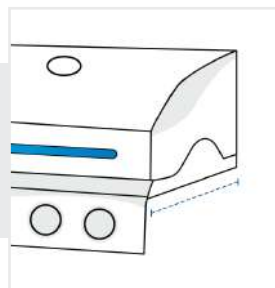
**1. Width:**  
Width of the Barbecue



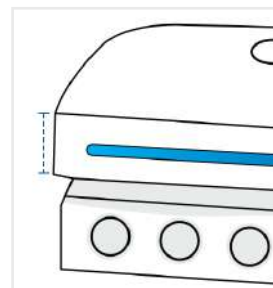
**2. Height:**  
Hight of the Barbecue



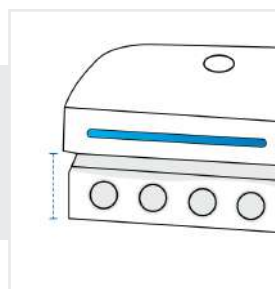
**3. Depth (Including Handle):**  
Depth of the Barbecue including handle / burners



**4. Front Height:**  
Front height of the Barbecue (refer image)



**5. Drop Down Height:**  
Drop down height (refer image)



We encourage you to upload the image of the article you need the cover for - this helps our team ensure covers are designed keeping your requirements in mind.