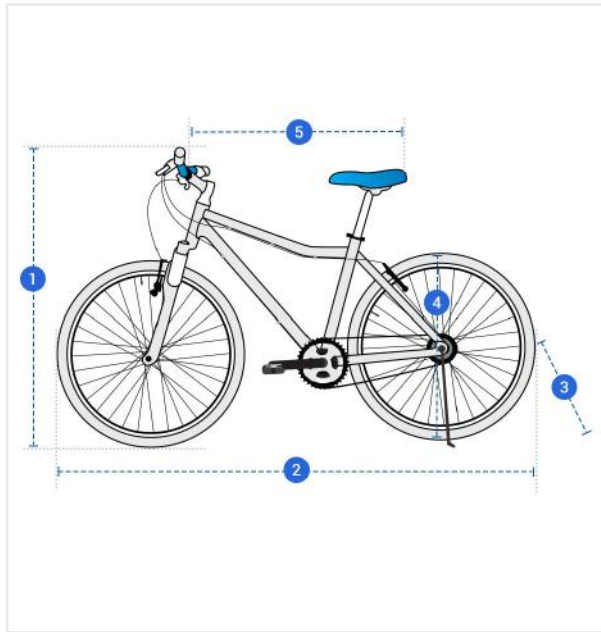


## How to Measure Bicycle Covers

### Measurement Instruction

- ✓ Give exact measurement from edge to edge.
- ✓ We add 1" to 2" leeway on the given width/depth for easy pull-in and pull-out.
- ✓ The height dimensions will remain same as provided by you.



### Measurement (Inches)

1. Height

2. Total Width

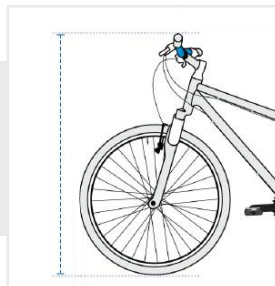
3. Depth

4. Back Wheel Dia

5. Top Width

#### 1. Height:

Height of the Bicycle



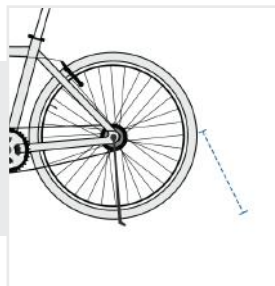
#### 2. Total Width:

Total Width of the Bicycle



#### 3. Depth:

Depth of the Bicycle




#### 4. Back Wheel Dia:

Back Wheel Dia of the Bicycle



#### 5. Top Width:

Top Width of the Bicycle



We encourage you to upload the image of the article you need the cover for - this helps our team ensure covers are designed keeping your requirements in mind.