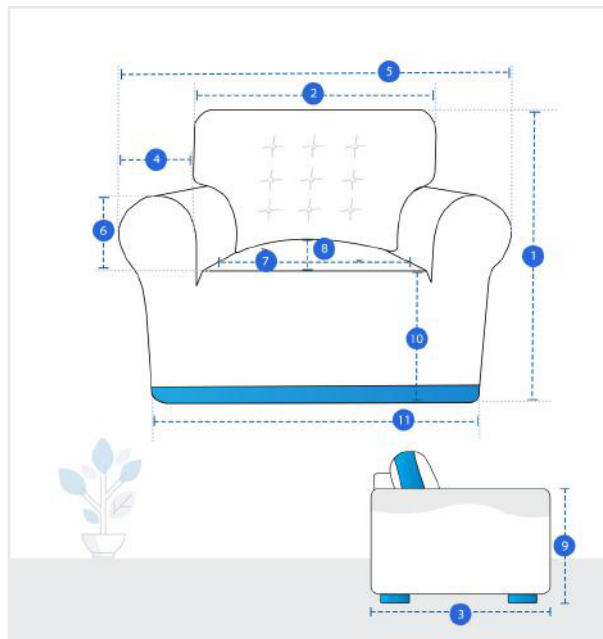


How to Measure Single Seater Sofa

Measurement Instruction

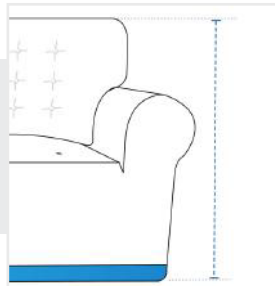
- ✓ Give exact measurement from edge to edge.
- ✓ We add 1" to 2" leeway on the given width/depth for easy pull-in and pull-out.
- ✓ The height dimensions will remain same as provided by you.



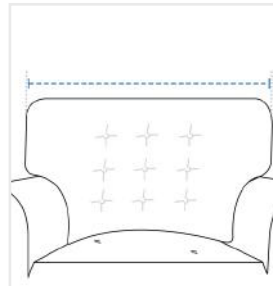
Measurement (Inches)

1. Total Height	<input type="text"/>	2. Top Width	<input type="text"/>
3. Armrest Depth	<input type="text"/>	4. Armrest Width	<input type="text"/>
5. Armrest to Armrest Width	<input type="text"/>	6. Armrest Height	<input type="text"/>
7. Seating Area Width	<input type="text"/>	8. Seating Area Depth	<input type="text"/>
9. Height upto Armrest	<input type="text"/>	10. Height Upto Seating Area	<input type="text"/>
11. Bottom Width	<input type="text"/>		

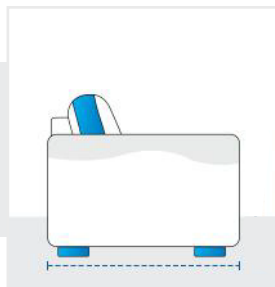
1. Total Height:
Total Height of the Single Seater



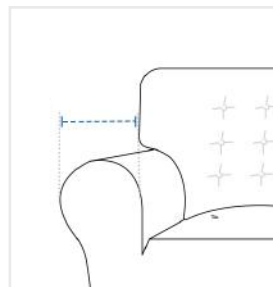
2. Top Width:
Top Width of the Single Seater



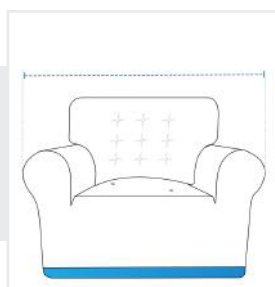
3. Armrest Depth:
Armrest Depth of the Single Seater



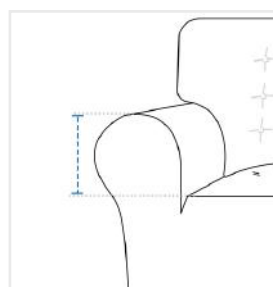
4. Armrest Width:
Armrest Width of the Single Seater



5. Armrest to Armrest Width:
Armrest to Armrest Width of the Single Seater

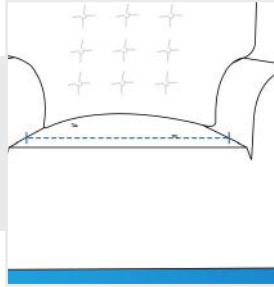


6. Armrest Height:
Armrest Height of the Single Seater



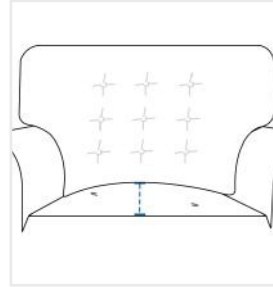
7. Seating Area Width:

Seating Area Width of the Single Seater



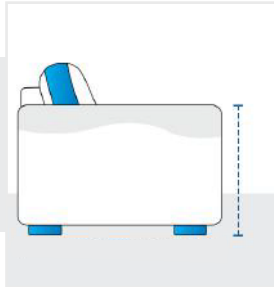
8. Seating Area Depth:

Seating Area Depth of the Single Seater



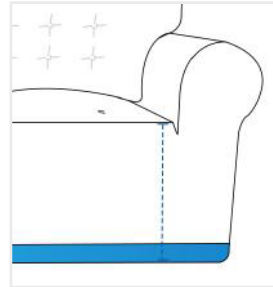
9. Height upto Armrest:

Height upto Armrest of the Single Seater



10. Height Upto Seating Area:

Height Upto Seating Area of the Single Seater



11. Bottom Width:

Bottom Width of the Single Seater

