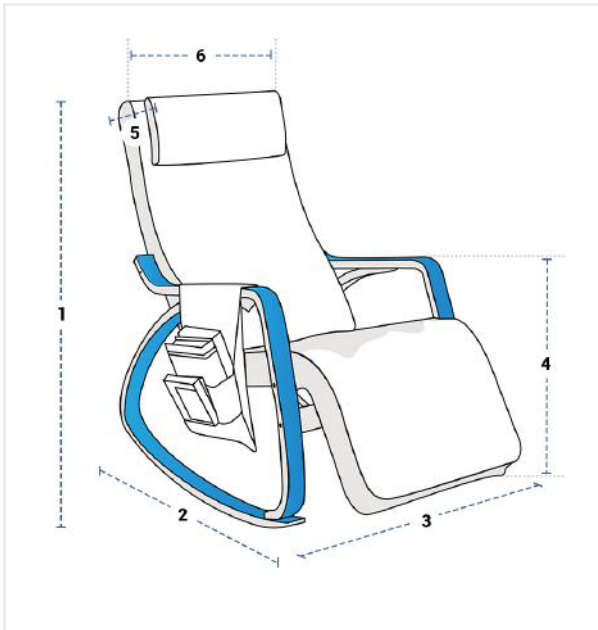


# How to Measure Rocking Chair Covers - Design 6

## Measurement Instruction

- ✓ Give exact measurement from edge to edge.
- ✓ We add 1" to 2" leeway on the given width/depth for perfect fit.
- ✓ The height dimensions will remain same as provided by you.



### Measurement (Inches)

1. Back Height

3. Width

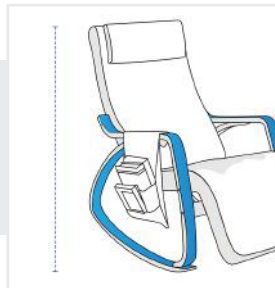
5. Cushion Depth

2. Depth

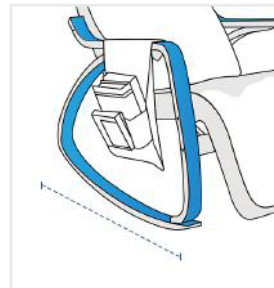
4. Front Height

6. Back Width

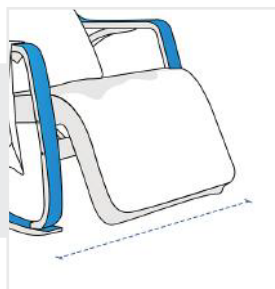
**1. Back Height:**  
Back Height of the Rocking Chair



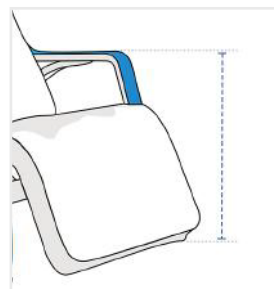
**2. Depth:**  
Depth of the Rocking Chair



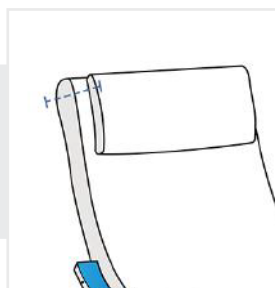
**3. Width:**  
Width of the Rocking Chair



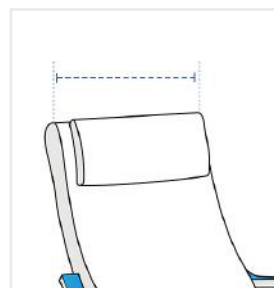
**4. Front Height:**  
Front Height of the Rocking Chair



**5. Cushion Depth:**  
Cushion Depth of the Rocking Chair



**6. Back Width:**  
Back Width of the Rocking Chair



We encourage you to upload the image of the article you need the cover for - this helps our team ensure covers are designed keeping your requirements in mind.