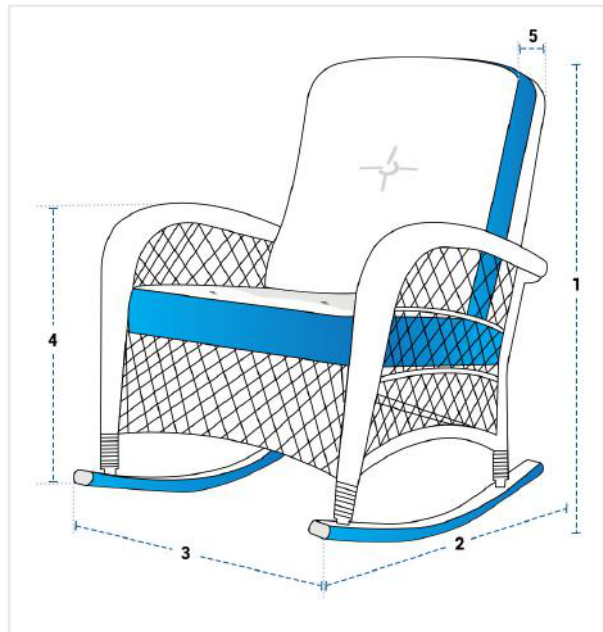


# How to Measure Rocking Chair Covers - Design 1

## Measurement Instruction

- ✓ Give exact measurement from edge to edge.
- ✓ We add 1" to 2" leeway on the given width/depth for easy pull-in and pull-out.
- ✓ The height dimensions will remain same as provided by you.



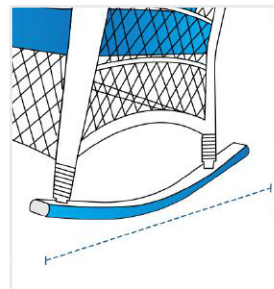
### Measurement (Inches)

1. Back Height	<input type="text"/>	2. Depth	<input type="text"/>
3. Width	<input type="text"/>	4. Front Height	<input type="text"/>
5. Cushion Depth	<input type="text"/>		

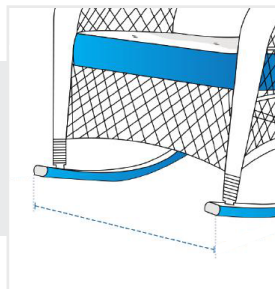
**1. Back Height:**  
Back Height of the Rocking Chair



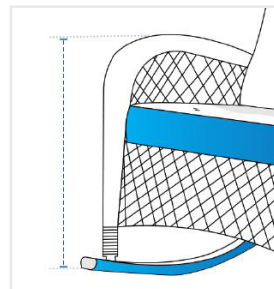
**2. Depth:**  
Depth of the Rocking Chair



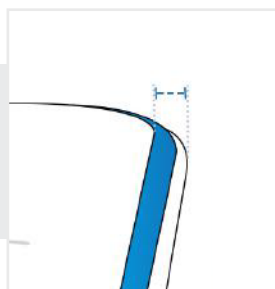
**3. Width:**  
Width of the Rocking Chair



**4. Front Height:**  
Front Height of the Rocking Chair



**5. Cushion Depth:**  
Cushion Depth of the Rocking Chair



We encourage you to upload the image of the article you need the cover for - this helps our team ensure covers are designed keeping your requirements in mind.