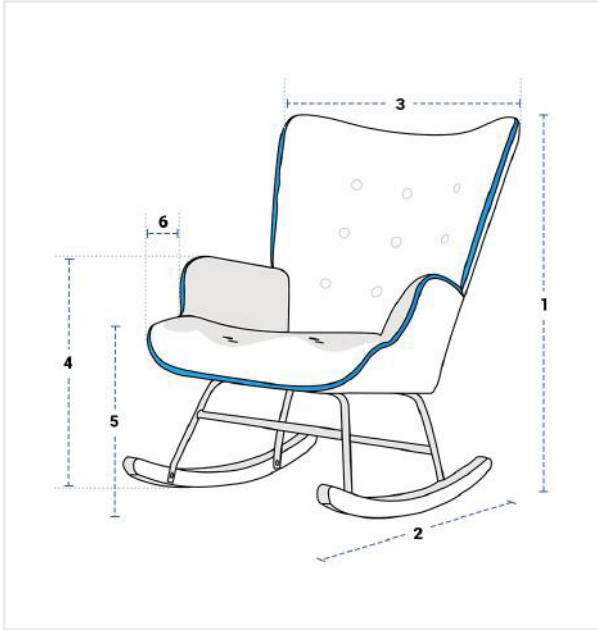


# How to Measure Rocking Chair Covers - Design 11

## Measurement Instruction

- ✓ Give exact measurement from edge to edge.
- ✓ We add 1" to 2" leeway on the given width/depth for perfect fit.
- ✓ The height dimensions will remain same as provided by you.



### Measurement (Inches)

1. Back Height

3. Width

5. Front Height

2. Depth

4. Arm Height

6. Front Depth

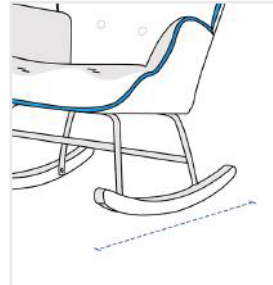
#### 1. Back Height:

Back Height of the Rocking Chair



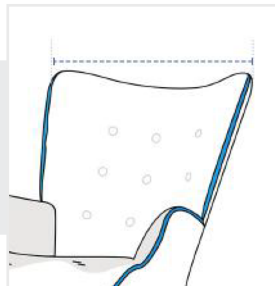
#### 2. Depth:

Depth of the Rocking Chair



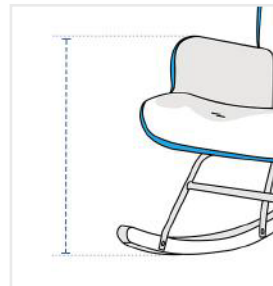
#### 3. Width:

Width of the Rocking Chair



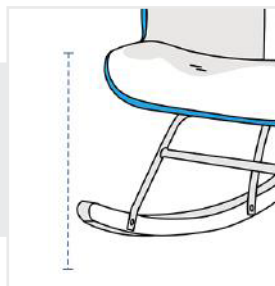
#### 4. Arm Height:

Arm Height of the Rocking Chair



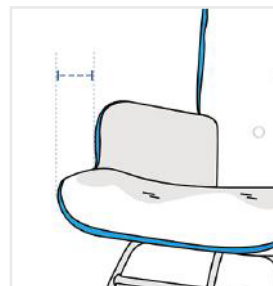
#### 5. Front Height:

Front Height of the Rocking Chair



#### 6. Front Depth:

Front Depth of the Rocking Chair



We encourage you to upload the image of the article you need the cover for - this helps our team ensure covers are designed keeping your requirements in mind.