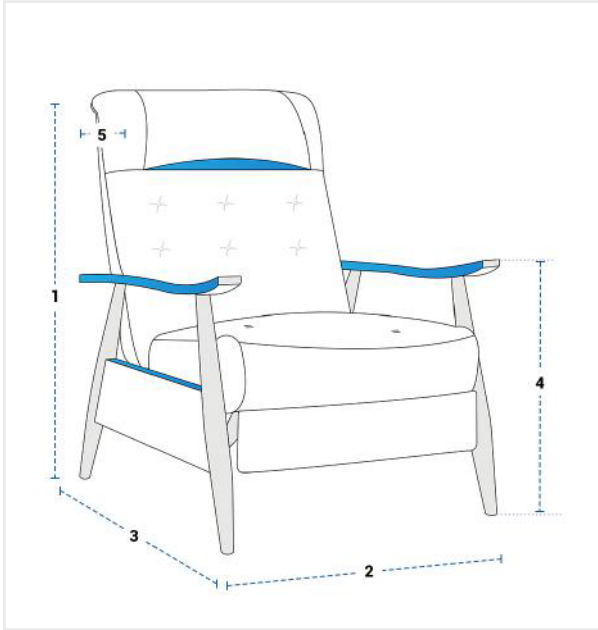


How to Measure Recliner Covers - Design 4

Measurement Instruction

- ✓ Give exact measurement from edge to edge.
- ✓ We add 1" to 2" leeway on the given width/depth for perfect fit.
- ✓ The height dimensions will remain same as provided by you.



Measurement (Inches)

1. Back Height

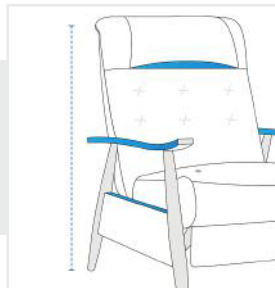
3. Depth

5. Cushion Depth

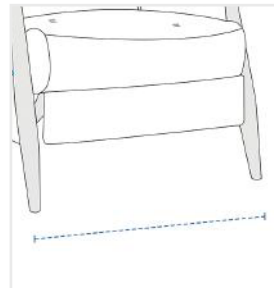
2. Width

4. Front Height

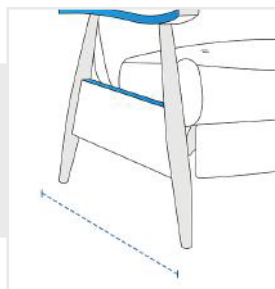
1. Back Height:
Back Height of the Recliner



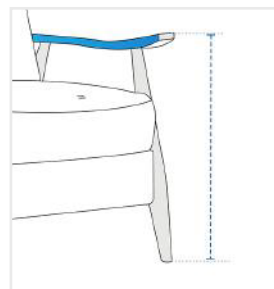
2. Width:
Width of the Recliner



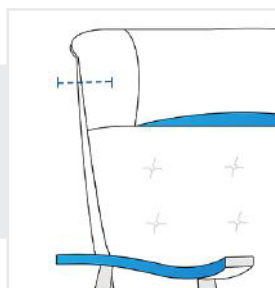
3. Depth:
Depth of the Recliner



4. Front Height:
Front Height of the Recliner



5. Cushion Depth:
Cushion Depth of the Recliner



We encourage you to upload the image of the article you need the cover for - this helps our team ensure covers are designed keeping your requirements in mind.