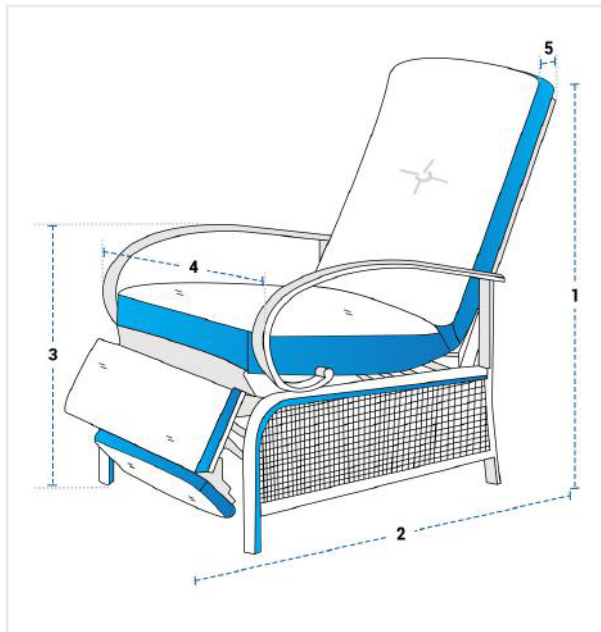


How to Measure Recliner Covers – Design 1

Measurement Instruction

- ✓ Give exact measurement from edge to edge.
- ✓ We add 1" to 2" leeway on the given width/depth for easy pull-in and pull-out.
- ✓ The height dimensions will remain same as provided by you.



Measurement (Inches)

1. Back Height

2. Depth

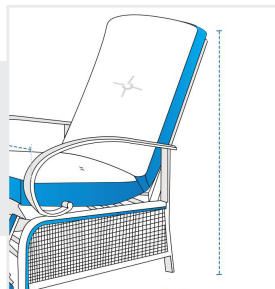
3. Front Height

4. Width

5. Cushion Depth

1. Back Height:

Back Height of the Recliner



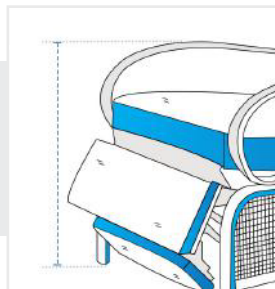
2. Depth:

Depth of the Recliner



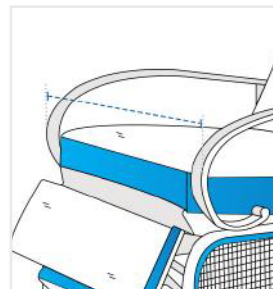
3. Front Height:

Front Height of the Recliner



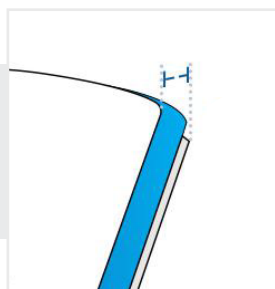
4. Width:

Width of the Recliner



5. Cushion Depth:

Cushion Depth of the Recliner



We encourage you to upload the image of the article you need the cover for - this helps our team ensure covers are designed keeping your requirements in mind.