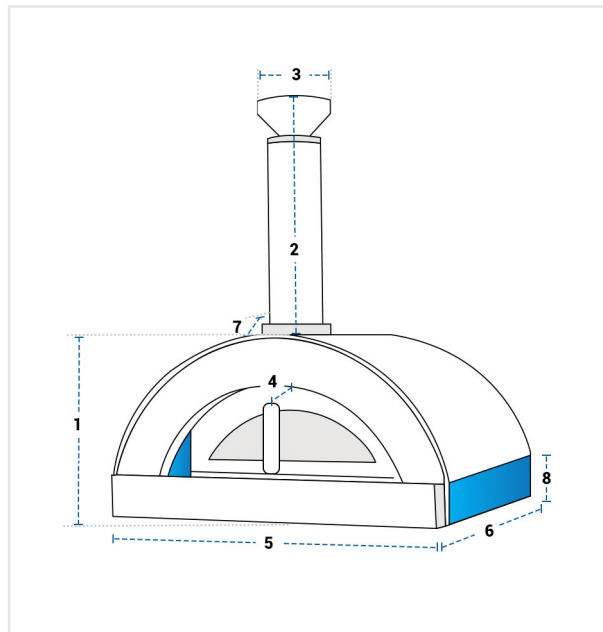


How to Measure Outdoor Pizza Oven Covers - Design 4

Measurement Instruction

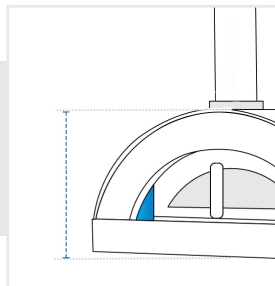
- ✓ Give exact measurement from edge to edge.
- ✓ We add 1" to 2" leeway on the given width/depth for easy pull-in and pull-out.
- ✓ The height dimensions will remain same as provided by you.



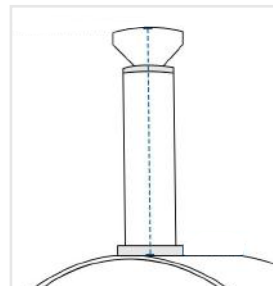
Measurement (Inches)

1. Height	<input type="text"/>	2. Height of Chimney	<input type="text"/>
3. Diameter of Chimney	<input type="text"/>	4. Handle Depth	<input type="text"/>
5. Width	<input type="text"/>	6. Depth	<input type="text"/>
7. Depth from front to chimney	<input type="text"/>	8. Height #1	<input type="text"/>

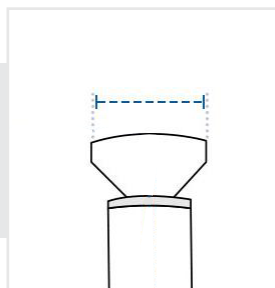
1. Height:
Height of the Outdoor Pizza Oven



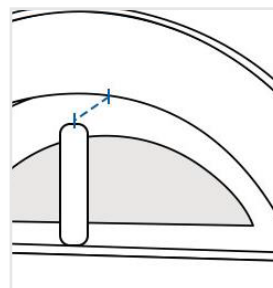
2. Height of chimney:
Height of chimney of the Outdoor Pizza Oven



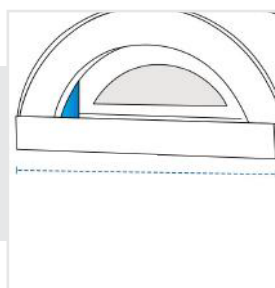
3. Diameter of Chimney:
Diameter of chimney of the Outdoor Pizza Oven



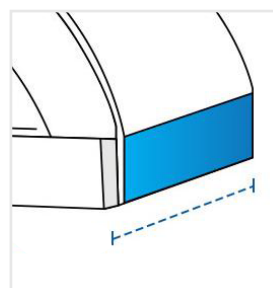
4. Handle Depth:
Handle Depth of the Outdoor Pizza Oven

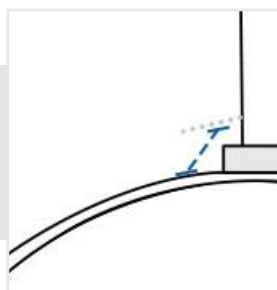


5. Width:
Width of the Outdoor Pizza Oven



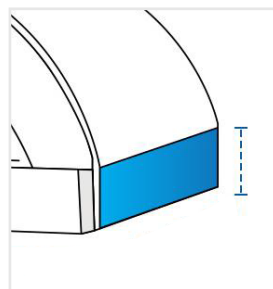
6. Depth:
Depth of the Outdoor Pizza Oven





7. Depth from front to chimney:

Depth from front to chimney of the Outdoor Pizza Oven



8. Height #1:

Height (Side #1)