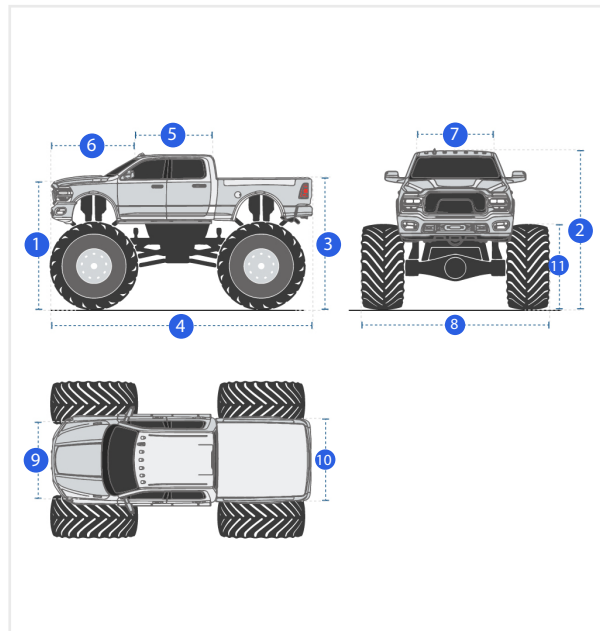


How to Measure Monster Car Cover

Measurement Instruction

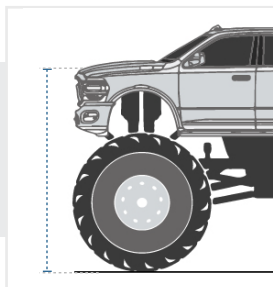
- ✓ Give exact measurement from edge to edge.
- ✓ We add 1" to 2" leeway on the given width/depth for easy pull-in and pull-out.
- ✓ The height dimensions will be reduce 3"



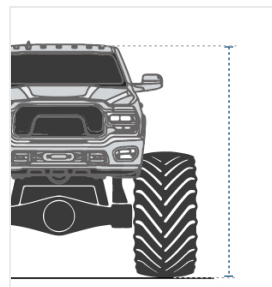
Measurement (Inches)

1. Front Height	<input type="text"/>	2. Middle Maximum Height	<input type="text"/>
3. Back Height	<input type="text"/>	4. Total Length	<input type="text"/>
5. Top Roof Length	<input type="text"/>	6. Front Length	<input type="text"/>
7. Top Roof Width	<input type="text"/>	8. Tyre to Tyre Width	<input type="text"/>
9. Front Width	<input type="text"/>	10. Rear Width	<input type="text"/>
11. Tyre Height	<input type="text"/>		

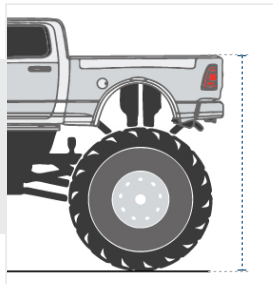
1. Front Height:
Front Height of the Car



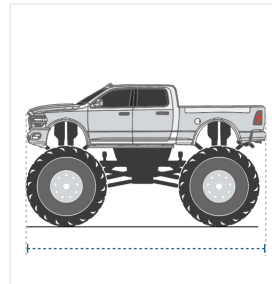
2. Middle Maximum Height:
Middle Maximum Height of the Car



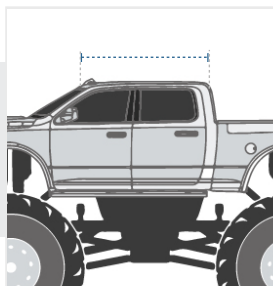
3. Back Height:
Back Height of the Car



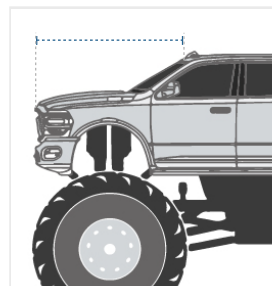
4. Total Length:
Total Length of the Car



5. Top Roof Length:
Top Roof Length of the Car

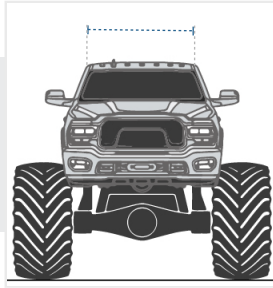


6. Front Length:
Front Length of the Car



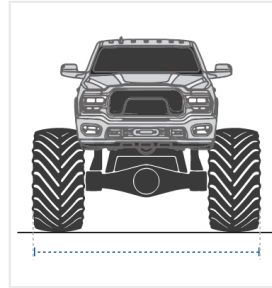
7. Top Roof Width:

Top Roof Width of the Car



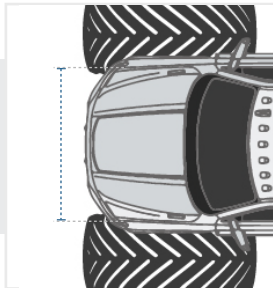
8. Tyre to Tyre Width:

Tyre to Tyre Width of the Car



9. Front Width:

Front Width of the Car



10. Rear Width:

Rear Width of the Car



11. Tyre Height:

Tyre Height of the Car

