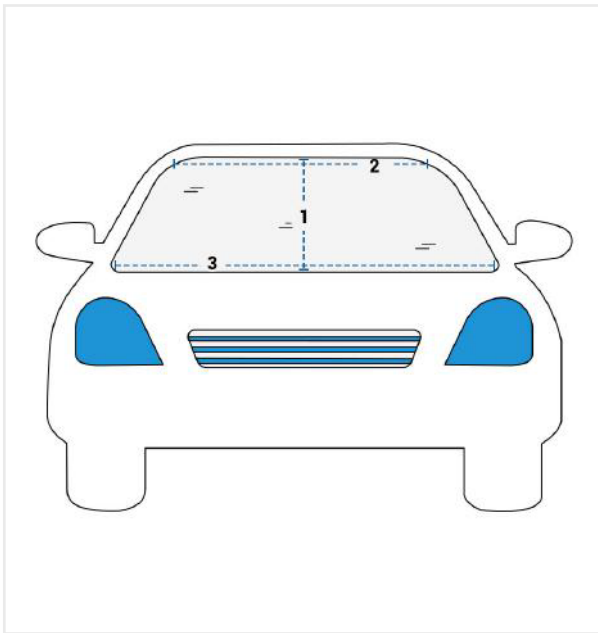


# How to Measure Magnetic Windshield Covers

## Measurement Instruction

- ✓ Give exact measurement from edge to edge.
- ✓ We add 1" to 2" leeway on the given width/depth for easy pull-in and pull-out.
- ✓ The height dimensions will remain same as provided by you.



### Measurement (Inches)

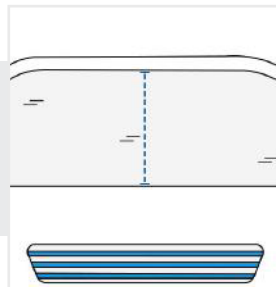
1. Height

2. Top Width

3. Bottom Width

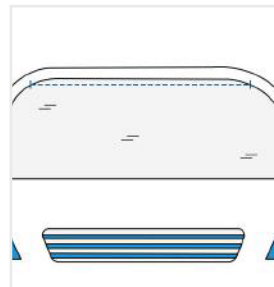
#### 1. Height:

Height of the Magnetic Windshield



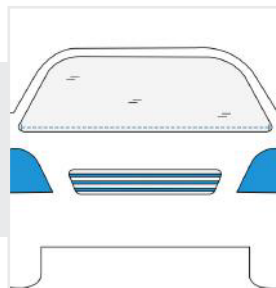
#### 2. Top Width:

Top Width of the Magnetic Windshield



#### 3. Bottom Width:

Bottom Width of the Magnetic Windshield



We encourage you to upload the image of the article you need the cover for - this helps our team ensure covers are designed keeping your requirements in mind.