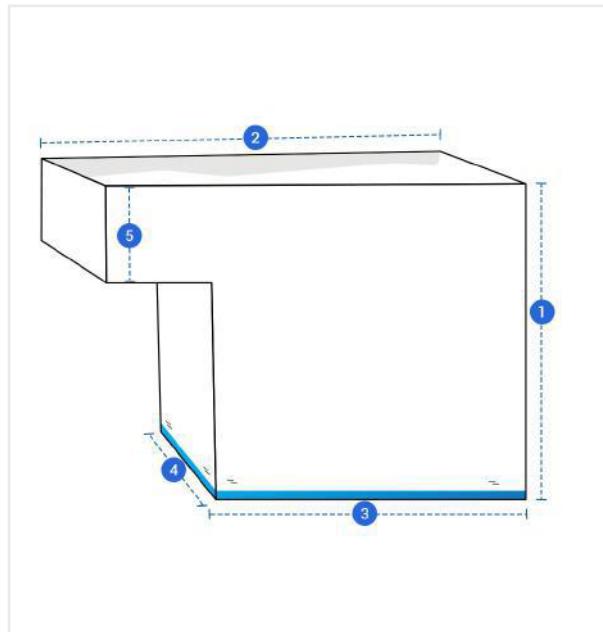


# How to Measure L Shape Indoor Cushion Cover

## Measurement Instruction

✓ Give exact measurement from edge to edge.

✓ We add 0" to -1" size variance on the given width/depth for perfect fit.



### Measurement (Inches)

1. Height

2. Top Width


3. Bottom Width

4. Thickness

5. Edge

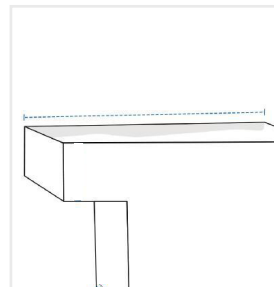
#### 1. Height:

Height of the L Shape Cushion



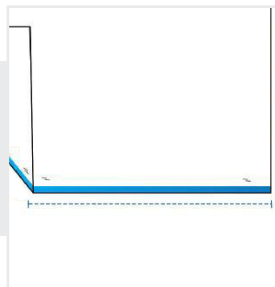
#### 2. Top Width:

Top Width of the L Shape Cushion



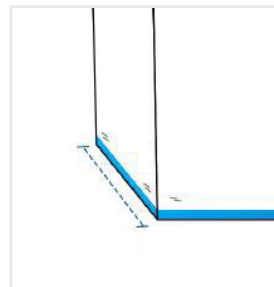
#### 3. Bottom Width:

Bottom Width of the L Shape Cushion



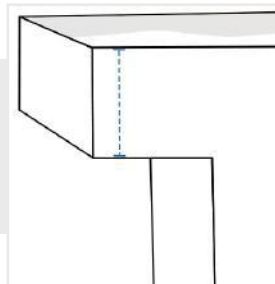
#### 4. Thickness:

Thickness of the L Shape Cushion



#### 5. Edge:

Edge of the L Shape Cushion



We encourage you to upload the image of the article you need the cover for - this helps our team ensure covers are designed keeping your requirements in mind.