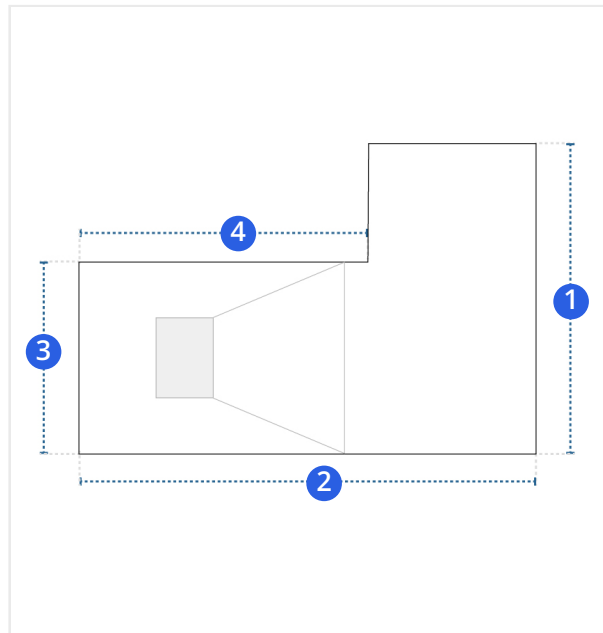


How to Measure L Shape Pool Cover - Leaf Net

Measurement Instruction

✓ Give exact measurement from edge to edge.

✓ We add 6" to 12" leeway on each side.



Measurement (Inches)

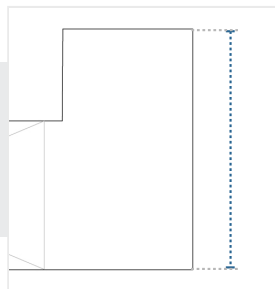
1. Width

2. Length

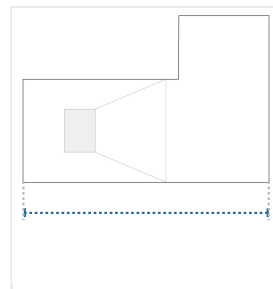
3. Width#1

4. Length#1

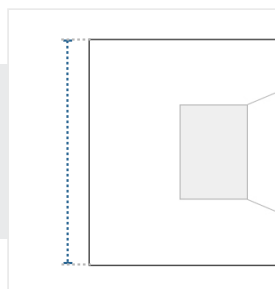
1. Width:
Width of the Pool Cover



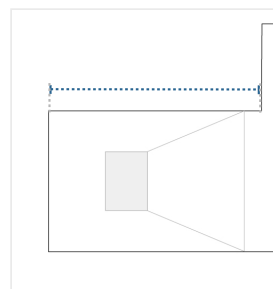
2. Length:
Length of the Pool Cover



3. Width#1:
Width#1 of the Pool Cover



4. Length#1:
Length#1 of the Pool Cover



We encourage you to upload the image of the article you need the cover for - this helps our team ensure covers are designed keeping your requirements in mind.