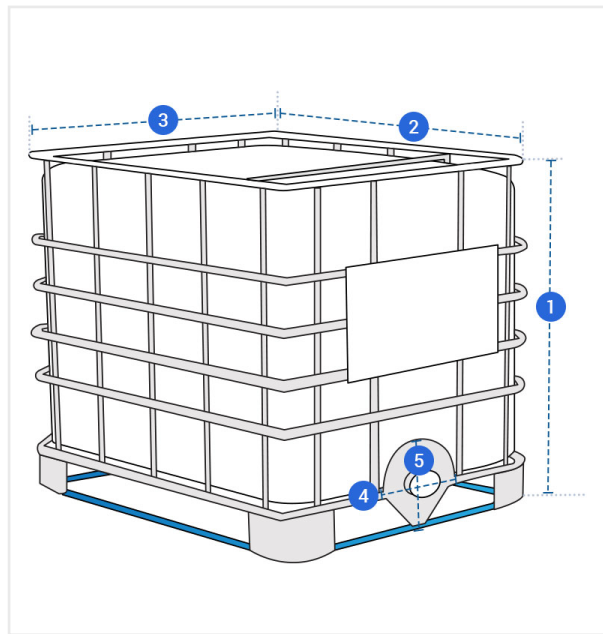


## How to Measure IBC Tote Cover

### Measurement Instruction

- ✓ Give exact measurement from edge to edge.
- ✓ We add 1" to 2" leeway on the given width/depth for easy pull-in and pull-out.
- ✓ The height dimensions will remain same as provided by you.



### Measurement (Inches)

1. Height

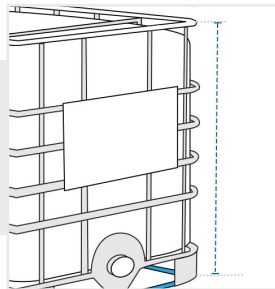
2. Depth

3. Width

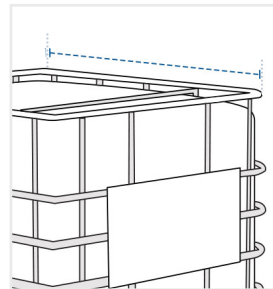
4. Cutout Width at Outlet Valve

5. Cutout Height at Outlet Valve

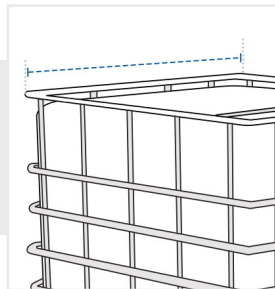
**1. Height:**  
Height of the IBC Tote



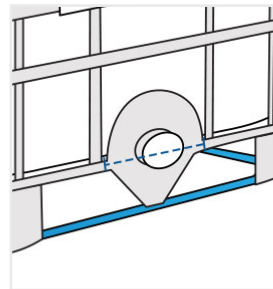
**2. Depth:**  
Depth of the IBC Tote



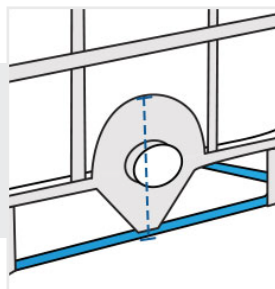
**3. Width:**  
Width of the IBC Tote



**4. Cutout Width at Outlet Valve:**  
Cutout Width at Outlet Valve of the IBC Tote



**5. Cutout Height at Outlet Valve:**  
Cutout Height at Outlet Valve of the IBC Tote



We encourage you to upload the image of the article you need the cover for - this helps our team ensure covers are designed keeping your requirements in mind.