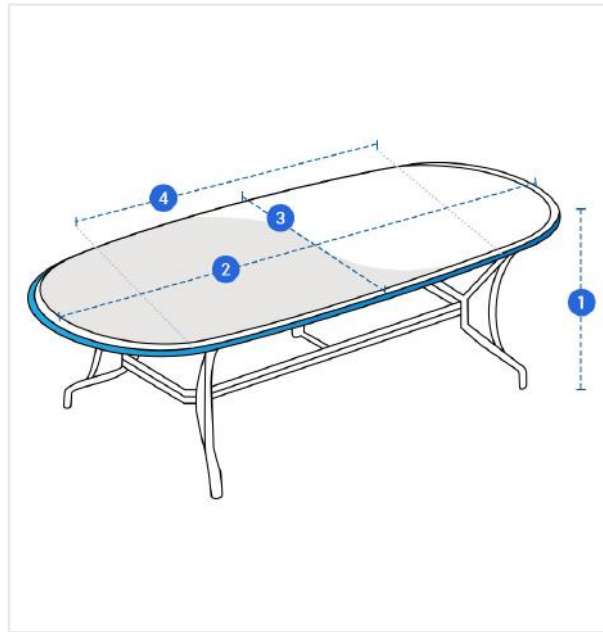


How to Measure Custom Poker Table Cover - Oval

Measurement Instruction

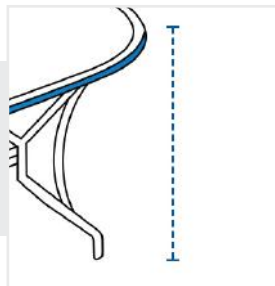
- ✓ Give exact measurement from edge to edge.
- ✓ We add 1" to 2" leeway on the given width/depth for easy pull-in and pull-out.
- ✓ The height dimensions will remain same as provided by you.



Measurement (Inches)

- | | | | |
|----------------|----------------------|---|----------------------|
| 1. Height | <input type="text"/> | 2. Total Width | <input type="text"/> |
| 3. Total Depth | <input type="text"/> | 4. Straight length between curved parts | <input type="text"/> |

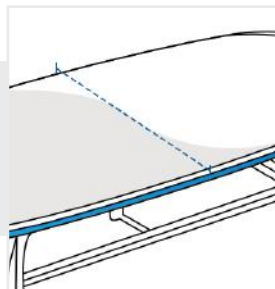
1. Height:
Height of the Custom Poker Table - Oval



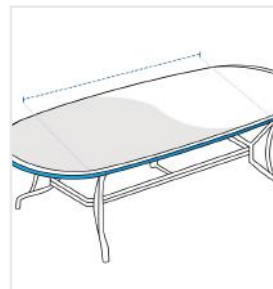
2. Total Width:
Total Width of the Custom Poker Table - Oval



3. Total Depth:
Total Depth of the Custom Poker Table - Oval



4. Straight length between curved parts:
Straight length between curved parts of the Custom Poker Table - Oval



We encourage you to upload the image of the article you need the cover for - this helps our team ensure covers are designed keeping your requirements in mind.