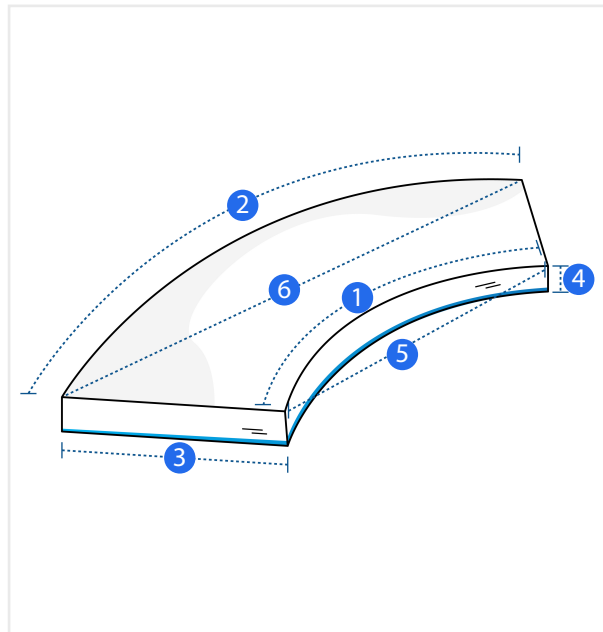


How to Measure Curved Indoor Cushion Cover

Measurement Instruction

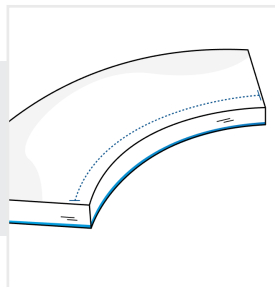
- ✓ Give exact measurement from edge to edge.
- ✓ We add 0" to -1" size variance on the given width/depth for perfect fit.
- ✓ The height dimensions will remain same as provided by you.



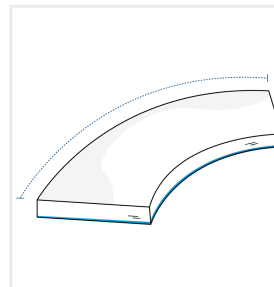
Measurement (Inches)

1. Front Arc Length	<input type="text"/>	2. Back Arc Length	<input type="text"/>
3. Depth	<input type="text"/>	4. Thickness	<input type="text"/>
5. Front Width	<input type="text"/>	6. Back Width	<input type="text"/>

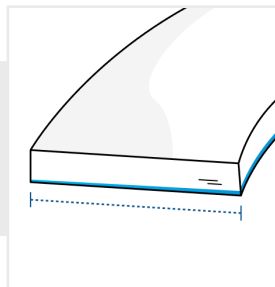
1. Front Arc Length:
Front Arc Length of the Curved Cushion Cover



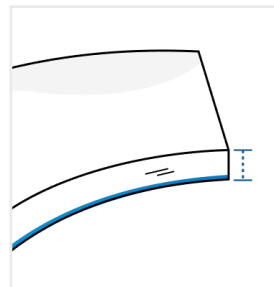
2. Back Arc Length:
Back Arc Length of the Curved Cushion Cover



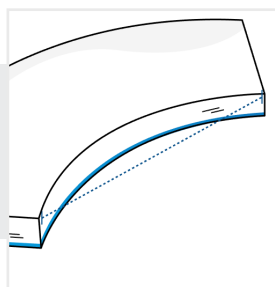
3. Depth:
Depth of the Curved Cushion Cover



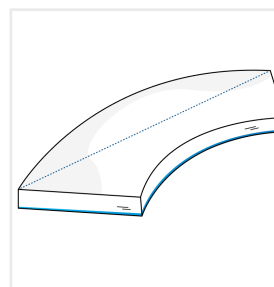
4. Thickness:
Thickness of the Curved Cushion Cover



5. Front Width:
Front Width of the Curved Cushion Cover



6. Back Width:
Back Width of the Curved Cushion Cover



We encourage you to upload the image of the article you need the cover for - this helps our team ensure covers are designed keeping your requirements in mind.