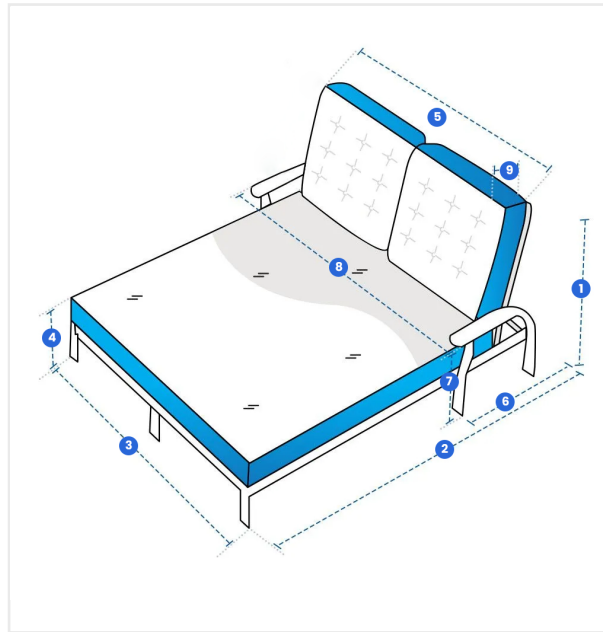


How to Measure Chaise Lounge Cover - Design 3

Measurement Instruction

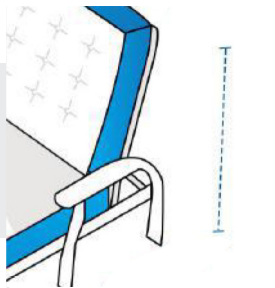
- ✓ Give exact measurement from edge to edge.
- ✓ We add upto 2" leeway on the given width/depth for easy pull-in and pull-out.
- ✓ The height dimensions will remain same as provided by you.



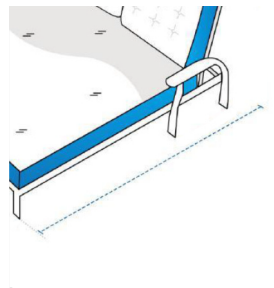
Measurement (Inches)

1. Back Height	<input type="text"/>	2. Depth	<input type="text"/>
3. Front Width	<input type="text"/>	4. Front Height	<input type="text"/>
5. Back Width	<input type="text"/>	6. Arm Depth	<input type="text"/>
7. Arm Height	<input type="text"/>	8. Arm to Arm Width	<input type="text"/>
9. Cushion Depth	<input type="text"/>		

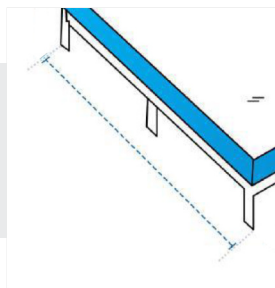
1. Back Height:
Back Height of the Chaise



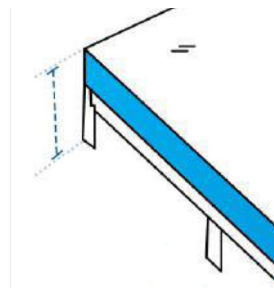
2. Depth:
Depth of the Chaise



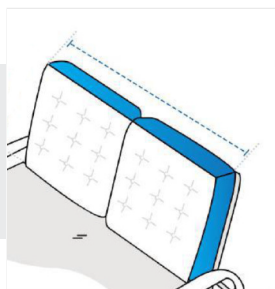
3. Front Width:
Front Width of the Chaise



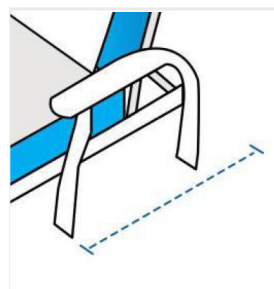
4. Front Height:
Front Height of the Chaise



5. Back Width:
Back Width of the Chaise

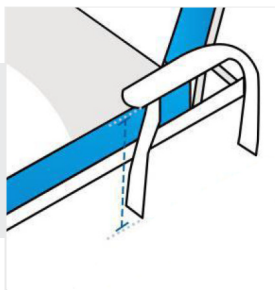


6. Arm Depth:
Arm Depth of the Chaise



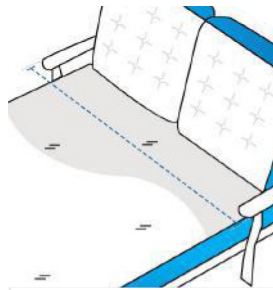
7. Arm Height

Arm Height of the Chaise



8. Arm to Arm Width

Arm to Arm Width of the Chaise



9. Cushion Depth

Cushion Depth of Chaise

