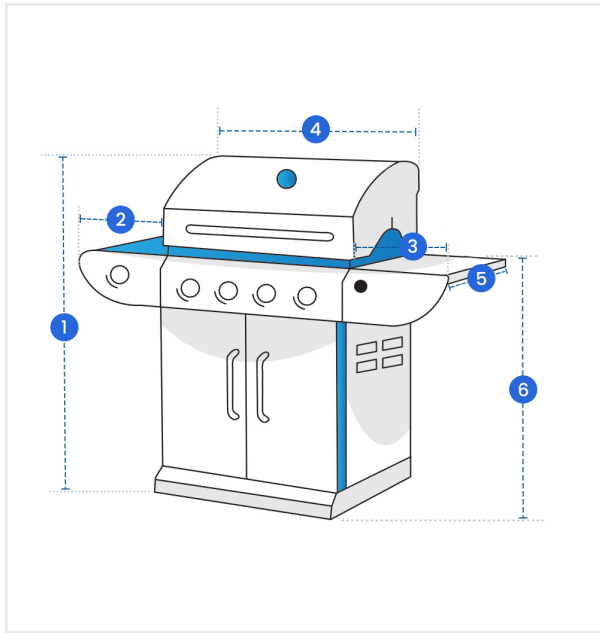


How to Measure Standard Barbecue Covers

Measurement Instruction

- ✓ Give exact measurement from edge to edge.
- ✓ We add 1" to 2" leeway on the given width/depth for easy pull-in and pull-out.
- ✓ The height dimensions will remain same as provided by you.



Measurement (Inches)

1. Height	<input type="text"/>	2. Left Width	<input type="text"/>
3. Right Width	<input type="text"/>	4. Width of Grill Hood	<input type="text"/>
5. Depth (Including Handle)	<input type="text"/>	6. Shelf to Ground	<input type="text"/>

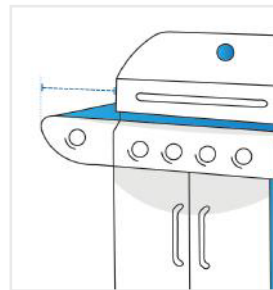
1. Height:

Height From Ground to Top of Grill Hood



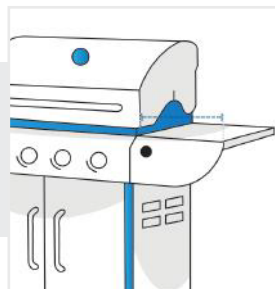
2. Left Width:

Left side table width of the grill



3. Right Width:

Right side table width of the grill



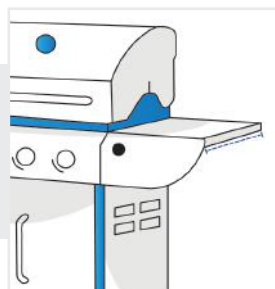
4. Width of Grill Hood:

Width of the grill hood



5. Depth:

Depth of the grill



6. Shelf to Ground:

Shelf to Ground From ground to Table height



We encourage you to upload the image of the article you need the cover for - this helps our team ensure covers are designed keeping your requirements in mind.